

**CITY OF GREELEY
INVITATION FOR BID**

BOOMERANG DECK REMODEL - BID

**BID #F24-04-035
DUE MAY 6, 2024, BEFORE 10:00 A.M.**



Serving Our
Community
It's A Tradition

*The Office of the Purchasing Manager is a service division
established to build effective partnerships through efficient and responsive
procurement processes to obtain high quality
goods and services for the best value.*



Virtual Bid Opening Meeting

Monday, May 6, 2024, at 10:00 AM (MST)

F24-04-035 – BOOMERANG DECK REMODEL - BID

Microsoft Teams [Need help?](#)

[Join the meeting now](#)

Meeting ID: 254 948 964 076

Passcode: QgN2hG

Dial-in by phone

[+1 347-966-8471,,71692331#](#) United States, New York City

[Find a local number](#)

Phone conference ID: 716 923 31#

For organizers: [Meeting options](#) | [Reset dial-in PIN](#)

SECTION 00110
BID #F24-04-035

INVITATION FOR BID

The City of Greeley, Colorado is requesting **sealed** bids for **BOOMERANG DECK REMODEL - BID before MAY 6, 2024, at 10:00 a.m. (MST)** emailed to purchasing@greeleygov.com. No late or faxed bids will be accepted. It is the responsibility of the vendor to ensure the solicitation documents are delivered to the correct address as noted in the Solicitation Documents. Solicitations delivered to other City of Greeley email addresses may be deemed as late and not accepted.

The City of Greeley disseminates all bids and requests for proposals through the Rocky Mountain E-Purchasing System site. Go to <https://www.bidnetdirect.com>, then "Bid Opportunities" and then select "The City of Greeley". Bids submitted to the City of Greeley must include Sections 00120, 00130, 00140 and 00160. Addenda must be acknowledged in Section 00120 of the bidding documents. Bidders failing to acknowledge any and all addenda may be considered non-responsive.

Each bid shall be accompanied, by a certified check drawn on a bank which is insured by the Federal Deposit Insurance corporation or a bidder's bond executed by a surety company authorized to do business in Colorado, made payable to the City of Greeley, Colorado, in an amount not less than five percent (5%) of the proposal sum as security that the successful bidder will enter into a contract to construct this project in accordance with the plans and specifications, and give bonds in the sum as hereafter provided. Checks accompanying bids not accepted will be returned.

The successful responsive and responsible bidder will be required to furnish a satisfactory performance bond and payment bond in the amount of the contract sum.

No bid shall be withdrawn after the opening on the bids without the consent of the City of Greeley, Colorado, for a period of sixty (60) days after the scheduled time of the receiving the bids.

Bid acceptance and bid evaluation. Bids shall be evaluated based on the requirements set forth in the invitation for bids, which may include criteria to determine acceptability such as inspection, testing, quality, workmanship, delivery and suitability for a particular purpose. Those criteria that will affect the bid price and be considered in evaluation for award shall be objectively measurable, such as discounts, transportation costs and total or life cycle costs. The invitation for bids shall set forth the evaluation criteria to be used. No criteria may be used in bid evaluation that are not set forth in the invitation for bids.

The City of Greeley retains the right to reject any and all bids and to waive any informality as deemed in the best interest of the city.

Questions pertaining to the project may be directed to purchasing@greeleygov.com before April 24, 2024, by 2:00 PM (MST).

Schedule of Events (subject to change)	All times are given in local Colorado time
Bid Proposal Issued	4/11/2024
Pre-Bid Conference include date/time and location	4/18/2024 at 10:30 a.m. via Microsoft Teams Meeting
Inquiry Deadline	4/24/2024 – by 2:00 p.m. MST
Final Addendum Issued	4/26/2024
Bid Due Date and Time	5/6/2024 – By 10:00 a.m. MST via email to purchasing@greeleygov.com
Interviews	N/A
Notice of Award (tentative)	5/9/2024
Notice to Proceed (tentative)	5/13/2024

Invitation for you to attend a Pre-Bid meeting via Microsoft Teams, Thursday, April 18, 2024, at 10:30 AM (MST)

Microsoft Teams [Need help?](#)

[Join the meeting now](#)

Meeting ID: 296 171 700 726

Passcode: Qan8L4

Dial-in by phone

[+1 347-966-8471,63345366#](tel:+1347966847163345366) United States, New York City

[Find a local number](#)

Phone conference ID: 633 453 66#

For organizers: [Meeting options](#) | [Reset dial-in PIN](#)

City of Greeley, Colorado
Purchasing Division

Greeley Website
April 11, 2024

Section 00120

BID PROPOSAL

PROJECT: BOOMERANG DECK REMODEL - BID #F24-04-035

The Undersigned, having become familiar with the local conditions affecting the cost of the work, plans, drawings, and specifications attached herewith, and with advertisement for bids, the form of bid and proposal, form of bond, all of which are issued and attached and on file in the office of the Project Manager, hereby bid and propose to furnish all the labor, materials, necessary tools, and equipment and all utility and transportation service necessary to perform and complete in a workmanlike manner all of the work required in connection with the construction of the items listed on the bidding schedule in accordance with the plans and specifications as prepared by the City of Greeley, Colorado, for the sums set forth in the Bidding Schedule.

The total bid shall be the basis for establishing the amount of the Performance and Payment Bond for this project. The total bid is based on the quantities shown in the bid proposal form and the dimensions shown on the plans.

The undersigned has carefully checked the Bidding Schedule quantities against the plans and specifications before preparing this proposal and accepts the said quantities as substantially correct, both as to classification and the amounts, and as correctly listing the complete work to be done in accordance with the plans and specifications.

The undersigned, agrees to complete and file a Performance and Payment Bond within seven (7) calendar days of Section 00210: Notice of Award and further agrees to complete the contract within the dates as described in the Specifications Section 00620 Special Provisions. Official notice to proceed will not be issued until adequate Performance and Payment Bonds and other required documents are on file with the City of Greeley.

NOTE: Bidders should not add any conditions or qualifying statements to this bid as otherwise the bid may be declared irregular as being non responsive to the Invitation for bids. The following numbered Addenda have been received and the bid, as submitted, reflects any changes resulting from those Addenda: _____

ATTEST

DATE

COMPANY NAME

BY

SIGNATURE

TITLE

Boomerang Deck Remodel

7309 west 4th street

Greeley Colo 80631

BID For FIXED PRICING

The City of Greeley is accepting bids for 2024 construction project of the Boomerang Golf Course deck. This project is located at 7309 west 4th street, Greeley Colo. A set of plans will be attached, the Architect is Halcyon Design, the Structural Engineer is Wernsman engineering, Mechanical/Electrical/Plumbing engineer is Pivotal engineering west.

The vendor must provide the information requested set forth herein. Please fill out completely. Failure to complete bid form will result in a "NO BID"

SCOPE: This is a short narrative that highlights the scope of work only, it is the responsibility of the contractor to study the plans and fully understand the scope of work. Demo and remove some of the existing deck per the plans, and then rebuild and expand the deck as specified. The duration of the project is estimated to be 45 days, starting October 1st and ending Nov 15th, 2024.

Construction Damage: Any Damage to the landscape or the building during the construction period will be the responsibility of the contractor to fix at no cost to the owner.

Bathroom Facilities: The contractor will rent a porta potty for the construction crews to use.

Construction debris and rented equipment: It is the responsibility of the contractor to remove and dispose of construction debris legally off site. The contractor will be responsible for all rented equipment this includes the dumpster.

Safety: The golf course will remain open during construction, doors from the club house to the construction area will be signed "do not enter", caution tape should be used to advise people to stay away. This is to restrict patrons from entering the work area. The exit doors onto the patio need to remain unlocked and free of any debris for emergency egress purposes, they can be blocked temporarily for construction reasons. Define temporarily 3 hours.

Permit: It is the contractor's responsibility to pull a permit, the fee will be waived.

Material storage: Material can be stored in the parking lot to the north of the building, some material can be stored on the asphalt area just to the west of the deck, this is a shared space it is also a golf cart holding area.

Sites clean Up: This is a public golf course and appearance is important, site cleanup will be done daily.

Bid Format: Attached to the Bid document is the bid format with 2 alternates, this needs to be filled out and signed.

Contacts: Questions regarding this bid document will be submitted to purchasing.

Questions: The cut off period for questions is stated in the schedule of solicitation.

Daily on-site support: Primary contact Terry Griebe Project manager 970-539-6232
Secondary contact John Lambrecht Golf Course Superintendent 970-581-1401
Alternate contact Chris Freeland Facilities Project Architect 970-617-6954

Warranty: The contractor will issue a minimum 2-year workmanship warranty to the owner, any equipment should carry a standard manufactures warranty.

Completion: The contractor is to do a final cleanup of the site, remove any equipment and /or the dumpster from the site.

Substantial completion: Prior to “Final Completion Form” being issued the owner and the contractor will walk the site and develop a punch list, once the punch list items are completed the Final Completion form will be issued to the contractor and the warranty period begins on that date.

Pricing:

- The pricing shall include all costs associated with demo and construction of the deck and the stairway including the geotechnical testing.
- THE CONTRACT TERM IS for demo and construction of the new deck including a 2-year workmanship warranty plus any manufactures warranty.
- SERVICE PROVIDED: THE CONTRACT TERM IS for demo and construction of the new deck and stair system including a 2-year workmanship warranty
- Attached is a bid format, list cost of complete job plus bid alternates

VENDOR NAME:

AUTHORIZED SIGNATURE:

PRINTED SIGNATURE:

PHONE NUMBER: _____

EMAIL: _____

BID ACKNOWLEDGEMENT

The offeror hereby acknowledges receipt of addenda numbers _____ through _____.

Falsifying this information is cause to deem your proposal nonresponsive and therefore ineligible for consideration. In addition, falsification of this information is cause to cancel a contract awarded based on one or both of the above preferences.

By signing below, you agree to all terms & conditions in this Invitation for Bid.

Original Signature by
Authorized Officer/Agent

Type or printed name of person signing

Company Name

Title

Phone Number

Vendor Mailing Address

Email Address

City, State, Zip

Proposal Valid Until (at least for 90 days)

Website Address

Project Manager:

Name (Printed)

Phone Number

Vendor Mailing Address

Email Address

City, State, Zip

Section 00130
Bid Schedule
(Enter Reference)

Please click the link below to access the Excel file for SECTION 00130.

[SECTION 00130 Bid Form Lump Sum_F24-04-035.xls](#)

COOPERATIVE PURCHASING STATEMENT

The City of Greeley encourages and participates in cooperative purchasing endeavors undertaken by or on behalf of other governmental jurisdictions. To the extent, other governmental jurisdictions are legally able to participate in cooperative purchasing endeavors; the City of Greeley supports such cooperative activities. Further, it is a specific requirement of this proposal or Request for Proposal that pricing offered herein to the City of Greeley may be offered by the vendor to any other governmental jurisdiction purchasing the same products. The vendor(s) must deal directly with any governmental agency concerning the placement of purchase orders, contractual disputes, invoicing, and payment. The City of Greeley shall not be liable for any costs or damages incurred by any other entity.

SECTION 00140

BID BOND

KNOW ALL MEN BY THESE PRESENT, that we, the undersigned _____ as Principal, and _____ as Surety, are hereby held and firmly bound unto the City of Greeley, Colorado, as Owner, in the penal sum of _____ for the Payment of which, well and truly to be made, we hereby jointly and severally bind ourselves, successors, and assigns.

THE CONDITION of this obligation is such that whereas the Principal has submitted to the City of Greeley, Colorado, the accompanying bid and hereby made a part hereof to enter into a Contract Agreement for the construction of City of Greeley Project,

BOOMERANG DECK REMODEL - BID #F24-04-035

WHEREAS, the Owner, as condition for receiving said bid, requires that the Principal to deposit with the Owner as Bid Guaranty equal to five percent (5%) of the amount of said bid.

NOW, THEREFORE,

(a) If said bid shall be rejected; or in the alternate,

(b) If said bid shall be accepted and the Principal shall execute and deliver a Contract Agreement (properly completed in accordance with said bid) and shall furnish a Performance and Payment Bond upon the forms prescribed by the Owner for the faithful performance of said Agreement; and shall in all other respects perform the agreement created by the acceptance of said bid;

then this obligation shall be void, otherwise the same shall remain in force and effect; it being expressly understood and agreed that the liability of the Surety for any and all claims hereunder shall, in no event, exceed the penal amount of this obligation as herein stated.

The Surety, for value received, hereby stipulates and agrees that the obligations of said Surety and its bond shall be in no way impaired or affected by any extension of the time within which the Owner may accept such bid; and said Surety does hereby waive notice of any such extension.

IN WITNESS WHEREOF, the Principal and the Surety have hereunto set their hands and seals this _____ day of _____, 20_____, and such of them as are corporations have caused their corporate seals to be hereto affixed and these presents to be signed by their proper officers, the day and year first set forth above.

PRINCIPAL

SURETY

Name: _____

Address: _____

By: _____

Title: _____ Attorney _____

In-Fact:
(Seal)

(Seal)

NOTE: Surety Companies executing bonds must be authorized to transact business in the State of Colorado and be accepted to the Owner.

SECTION 00160
NOTICE OF PRE-BID CONFERENCE

PROJECT: BOOMERANG DECK REMODEL - BID #F24-04-035

A pre-bid conference will be held:

On 4/18/2024, at 10:30 a.m., via Microsoft Teams Meeting. All bidders are encouraged to attend.

Join Teams Meeting

Microsoft Teams [Need help?](#)

[Join the meeting now](#)

Meeting ID: 296 171 700 726

Passcode: Qan8L4

Dial-in by phone

[+1 347-966-8471,,63345366#](#) United States, New York City

[Find a local number](#)

Phone conference ID: 633 453 66#

For organizers: [Meeting options](#) | [Reset dial-in PIN](#)

City of Greeley staff will be present to answer questions.

Each bidder shall submit the following declaration of attendance, along with the other bid documents.

I have attended the pre-bid conference _____

I have not attended the pre-bid conference _____

Name of Contracting Organization

Authorized Signature Date

SECTION 00210

NOTICE OF AWARD

DATE:

TO:

Re: **BOOMERANG DECK REMODEL - BID #F24-04-035**

Dear Contractor:

The City of Greeley, Colorado (hereinafter called "the Owner") has considered the bids submitted for referenced work in response to its Invitation for Bids. You are hereby notified that your bid has been accepted for items and prices stated in the Bid Schedule in the amount of \$_____. You are required to execute the Contract Agreement, provide the necessary insurance certificates, the Performance and Payment Bonds within ten (10) days from the date of this Notice. If you fail to execute said Contract Agreement and furnish the necessary insurance certificates and bonds within the time allotted from this date, the Owner will be entitled to consider your rights arising out of the Owner's acceptance of your bid as abandoned and to demand payment of bid guaranty as damages. The Owner will be entitled to such other rights as may be granted by law. You are required to return an acknowledged copy of this Notice of Award and enclosures to Purchasing.

CITY OF GREELEY, COLORADO

By: Paul Trombino III

Title: Director of Public Works

ACKNOWLEDGMENT: Receipt of the foregoing Notice of Award accompanied with a Performance and Payment Bond form and a signed copy of the Contract Document is hereby acknowledged this _____ day of _____, 20_____.

Bidder: _____

By: _____

SECTION 00310

CONTRACT

THIS AGREEMENT made and entered into this _____ day of ____, 20__, by and between the City of Greeley, Colorado, and under the laws of the state of Colorado, party of the first part, termed in the Contract Documents as the "Owner" and party of the second part, termed in the Contract Documents as "Contractor."

WITNESSETH: In consideration of monetary compensation to be paid by the Owner to the Contractor at the time and in the manner hereinafter provided, the said Contractor has agreed, and does hereby agree, to furnish all labor, tools, equipment and material and to pay for all such items and to construct in every detail, to wit:

PROJECT: BOOMERANG DECK REMODEL - BID #F24-04-035

at the price bid on the Proposal Form of \$ _____ all to the satisfaction and under the general supervision of the Project Manager for the City of Greeley, Colorado.

The Contract Documents consist of this Agreement, the Conditions of the Contract (General, Supplementary and other Conditions), the Drawings, the Specifications, all Addenda issued prior to and all Modifications issued after execution of this Agreement. These form the Contract, and all are as fully a part of the Contract as if attached to this Agreement or repeated herein.

The Project Manager named herein shall interpret and construe the Contract Documents, reconciling any apparent or alleged conflicts and inconsistencies therein; and all of the work and all details thereof shall be subject to the approval and determination of the Project Manager as to whether or not the work is in accordance with Contract Documents. Said City Project Manager shall be the final arbiter and shall determine any and all questions that may arise concerning the Contract Documents, the performance of the work, the workmanship, quality of materials and the acceptability of the completed project. The decision of the Project Manager on all questions shall be final, conclusive and binding.

AND FOR SAID CONSIDERATION IT IS FURTHER PARTICULARLY AGREED BETWEEN THE PARTIES TO THIS AGREEMENT.

1. That construction and installation of the above enumerated work for the Owner shall be completed and ready for use in accordance with the time of completion described in the Bid form of this Contract. The Owner reserves the right to void the contract if the work does not commence by the agreed upon schedule provided in the bid documents and/or executed contract.
2. That said work and materials for the project covered by the Contract Documents shall be completely installed and delivered to the Owner, within the time above stated, clear and free from any and all liens, claims, and demands of any kind.
3. The full compensation to be paid the Contractor by the Owner pursuant to the terms of this Contract shall be payable as provided in the Contract Documents.

Contract

Page 3

4. This Contract consists of the following component parts, all of which are as fully a part of the Contract as herein set out verbatim, or if not attached, as if hereto attached:

- Section 00110: Invitation for Bid
- Section 00120: Bid Proposal
- Section 00130: Bid Schedule
- Section 00140: Bid Bond
- Section 00160: Pre-bid meeting
- Section 00210: Notice of Award
- Section 00310: Contract
- Section 00320: Performance Bond
- Section 00330: Payment Bond
- Section 00340: Certificate of Insurance
- Section 00350: Lien Waiver Release
- Section 00360: Debarment/Suspension Certification Statement
- Section 00410: Notice to Proceed
- Section 00420: Project Manager Notification
- Section 00430: Certificate of Substantial Completion
- Section 00440: Final Completion
- Section 00510: General Conditions of the Contract
- Section 00520: Subcontractors List
- Section 00620: Special Provisions

Addenda Number _____ Inclusive

Any modifications, including change orders, duly delivered after execution of this Agreement.

IN WITNESS WHEREOF, the parties have caused this instrument to be executed as of the day and year first above written.

EXECUTED:

The City of Greeley
Approved as to Substance

Signed: _____
Name: _____
Title: _____
Date: _____

CONTRACTOR:

Signed: _____
Name: _____
Title: _____
Date: _____

ENDORSED:

The City of Greeley
Approved as to Legal Form

Signed: _____
Name: _____
Title: _____
Date: _____

ENDORSED:

The City of Greeley
Certification of Contract Funds Availability

Signed: _____
Name: _____
Title: _____
Date: _____

SECTION 00320

PERFORMANCE BOND

Bond No. _____

KNOWN ALL MEN BY THESE PRESENTS: that

(Firm) _____

(Address) _____

(an Individual), (a Partnership), (a Corporation), hereinafter referred to as "the Principal", and

(Firm) _____

(Address) _____

hereinafter referred to as "the Surety", are held and firmly bound unto the CITY OF GREELEY, 1000 10th Street, Greeley, CO. 80631, a Municipal Corporation, hereinafter referred to as "the Owner" in the penal sum of _____ in lawful money of the United States, for the payment of which sum well and truly to be made, we bind ourselves, successors and assigns, jointly and severally, firmly by these present.

THE CONDITIONS OF THIS OBLIGATION are such that whereas the Principal entered into a certain Contract Agreement with the Owner, dated the _____ day of _____, 20_____, a copy of which is hereto attached and made a part hereof for the performance of City of Greeley Project,

BOOMERANG DECK REMODEL - BID #F24-04-035

NOW, THEREFORE, if the Principal shall well, truly and faithfully perform its duties, all the undertakings, covenants, terms, conditions and agreements of said Contract Agreement during the original term thereof, and any extensions thereof which may be granted by the Owner, with or without Notice to the Surety and during the life of the guaranty period, and if he shall satisfy all claims and demands incurred under such Contract Agreement, and shall fully indemnify and save harmless the Owner from all cost and damages which it may suffer by reason of failure to do so, and shall reimburse and repay the Owner all outlay and expense which the Owner may incur in making good any default, and then this obligation shall be void; otherwise to remain in full force and effect.

PROVIDED, FURTHER, that the said Surety, for value received, hereby stipulates and agrees that no change, extension of time, alteration or addition to the terms of the Contract Agreement or to the work to be performed thereunder or the specifications accompanying the same shall in any way affect its obligation on this bond; and it does hereby waive notice of any such change, extension of time, alteration or addition to the terms of the Contract Agreement or to the work or to the specifications.

IN WITNESS WHEREOF, this instrument is executed this _____ day of _____, 20____.

PROVIDED, FURTHER, that no final settlement between the Owner and Contractor shall abridge the right of any beneficiary hereunder, whose claims may be unsatisfied.

IN PRESENCE OF:

PRINCIPAL

_____ By: _____

_____ (Corporate Seal) _____ (Address)

IN PRESENCE OF:

OTHER PARTNERS

_____ By: _____

_____ By: _____

By: _____

IN PRESENCE OF:

SURETY

_____ By: _____

_____ (Attorney-in-Fact)

_____ (SURETY SEAL) _____ (Address)

NOTE: Date of Bond must not be prior to date of Contract Agreement. If Contractor is Partnership, all partners should execute bond.

IMPORTANT: Surety Company must be authorized to transact business in the State of Colorado and be acceptable to the Owner.

SECTION 00330

PAYMENT BOND

Bond No. _____

KNOWN ALL MEN BY THESE PRESENT: that
(Firm) _____

(Address) _____
(an Individual), (a Partnership), (a Corporation), hereinafter referred to as "the Principal", and
(Firm) _____

(Address) _____

hereinafter referred to as "the Surety", are held and firmly bound unto the CITY OF GREELEY,
1000 10th Street, Greeley, Co. 80631, a Municipal Corporation, hereinafter referred to as "the
Owner", in the penal sum of _____ in
lawful money of the United States, for the payment of which sum well and truly to be made, we
bind ourselves, successors and assigns, jointly and severally, firmly by these presents.

THE CONDITIONS OF THIS OBLIGATION are such that whereas the Principal entered into a
certain Contract Agreement with the Owner, dated the _____ day of _____,
20_____, a copy of which is hereto attached and made a part hereof for the performance of

BOOMERANG DECK REMODEL - BID #F24-04-035

NOW, THEREFORE, if the Principal shall make payment to all persons, firms, subcontractors and
corporations furnishing materials for or performing labor in the prosecution of the work
provided for in such Contract Agreement, and any equipment and tools, consumed, rented or
used in connection with the construction of such work and all insurance premiums on said work,
and for all labor, performed in such work whether by subcontractor or otherwise, then this
obligation shall be void; otherwise to remain in full force and effect.

PROVIDED, FURTHER, that the said Surety, for value received, hereby stipulates and agrees
that no change, extension of time, alteration or addition to the terms of the Contract Agreement
or to the work to be performed thereunder or the specifications accompanying the same shall in
any way affect its obligation on this bond; and it does hereby waive notice of any such change,
extension of time, alteration or addition to the terms of the Contract Agreement or to the work
or to the specifications.

IN WITNESS WHEREOF, this instrument is executed this _____ day of _____,
20____.

PROVIDED, FURTHER, that no final settlement between the Owner and Contractor shall abridge the right of any beneficiary hereunder, whose claim may be unsatisfied.

IN PRESENCE OF:

PRINCIPAL

_____ By: _____

(Corporate Seal)

(Address)

IN PRESENCE OF:

OTHER PARTNERS

_____ By: _____

_____ By: _____

_____ By: _____

IN PRESENCE OF:

SURETY

_____ By: _____

(Attorney-in-Fact)

(SURETY SEAL)

(Address)

NOTE: Date of bond must not be prior to date of Contract Agreement. If Contractor is Partnership, all partners should execute Bond.

IMPORTANT: Surety Company must be authorized to transact business in the State of Colorado and be acceptable to the Owner.

SECTION 00340 CERTIFICATE OF INSURANCE

Client#: 12170 GRECI

ACORD **CERTIFICATE OF LIABILITY INSURANCE** DATE (MM/DD/YYYY)
05/14/2013

THIS CERTIFICATE IS ISSUED AS A MATTER OF INFORMATION ONLY AND CONFERS NO RIGHTS UPON THE CERTIFICATE HOLDER. THIS CERTIFICATE DOES NOT AFFIRMATIVELY OR NEGATIVELY AMEND, EXTEND OR ALTER THE COVERAGE AFFORDED BY THE POLICIES BELOW. THIS CERTIFICATE OF INSURANCE DOES NOT CONSTITUTE A CONTRACT BETWEEN THE ISSUING INSURER(S), AUTHORIZED REPRESENTATIVE OR PRODUCER, AND THE CERTIFICATE HOLDER.

IMPORTANT: If the certificate holder is an ADDITIONAL INSURED, the policy(ies) must be endorsed. If SUBROGATION IS WAIVED, subject to the terms and conditions of the policy, certain policies may require an endorsement. A statement on this certificate does not confer rights to the certificate holder in lieu of such endorsement(s).

PRODUCER ABC Insurance Company P. O. Box 1234 Anywhere, USA	CONTACT NAME: PHONE (A/C, No, Ext): _____ FAX (A/C, No): _____ E-MAIL ADDRESS: _____ PRODUCER CUSTOMER ID #: _____														
INSURED Sample Certificate	<table border="1" style="width: 100%; border-collapse: collapse;"> <tr> <th style="text-align: center;">INSURER(S) AFFORDING COVERAGE</th> <th style="text-align: center;">NAIC #</th> </tr> <tr> <td>INSURER A: Financial Rating of A</td> <td></td> </tr> <tr> <td>INSURER B:</td> <td></td> </tr> <tr> <td>INSURER C:</td> <td></td> </tr> <tr> <td>INSURER D:</td> <td></td> </tr> <tr> <td>INSURER E:</td> <td></td> </tr> <tr> <td>INSURER F:</td> <td></td> </tr> </table>	INSURER(S) AFFORDING COVERAGE	NAIC #	INSURER A: Financial Rating of A		INSURER B:		INSURER C:		INSURER D:		INSURER E:		INSURER F:	
INSURER(S) AFFORDING COVERAGE	NAIC #														
INSURER A: Financial Rating of A															
INSURER B:															
INSURER C:															
INSURER D:															
INSURER E:															
INSURER F:															

COVERAGES **CERTIFICATE NUMBER:** **REVISION NUMBER:**

THIS IS TO CERTIFY THAT THE POLICIES OF INSURANCE LISTED BELOW HAVE BEEN ISSUED TO THE INSURED NAMED ABOVE FOR THE POLICY PERIOD INDICATED. NOTWITHSTANDING ANY REQUIREMENT, TERM OR CONDITION OF ANY CONTRACT OR OTHER DOCUMENT WITH RESPECT TO WHICH THIS CERTIFICATE MAY BE ISSUED OR MAY PERTAIN, THE INSURANCE AFFORDED BY THE POLICIES DESCRIBED HEREIN IS SUBJECT TO ALL THE TERMS, EXCLUSIONS AND CONDITIONS OF SUCH POLICIES. LIMITS SHOWN MAY HAVE BEEN REDUCED BY PAID CLAIMS.

INSR. LTR.	TYPE OF INSURANCE	POL. DUBR. NSR. NVD.	POLICY NUMBER	POLICY EFF. (MM/DD/YYYY)	POLICY EXP. (MM/DD/YYYY)	LIMITS
	GENERAL LIABILITY <input checked="" type="checkbox"/> COMMERCIAL GENERAL LIABILITY <input type="checkbox"/> CLAIMS-MADE <input checked="" type="checkbox"/> OCCUR GENL. AGGREGATE LIMIT APPLIES PER: <input type="checkbox"/> POLICY <input type="checkbox"/> PRO. SECT. <input type="checkbox"/> LOC.					EACH OCCURRENCE \$1,000,000 DAMAGE TO RENTED PREMISES (Ex occurrences) \$100,000 MED EXP. (Any one person) \$5,000 PERSONAL & ADV. INJURY \$1,000,000 GENERAL AGGREGATE \$2,000,000 PRODUCTS - COMP/OP AGG \$2,000,000 \$
	AUTOMOBILE LIABILITY <input checked="" type="checkbox"/> ANY AUTO <input type="checkbox"/> ALL OWNED AUTOS <input type="checkbox"/> SCHEDULED AUTOS <input checked="" type="checkbox"/> HIRED AUTOS <input checked="" type="checkbox"/> NON-OWNED AUTOS					COMBINED SINGLE LIMIT (Ex accident) \$1,000,000 BODILY INJURY (Per person) \$ BODILY INJURY (Per accident) \$ PROPERTY DAMAGE (Per accident) \$ \$ \$
	UMBRELLA LIAB. <input type="checkbox"/> OCCUR EXCESS LIAB. <input type="checkbox"/> CLAIMS-MADE DEDUCTIBLE \$ RETENTION \$					EACH OCCURRENCE \$ AGGREGATE \$ \$ \$
	WORKERS COMPENSATION AND EMPLOYERS' LIABILITY AND PROPRIETOR/PARTNER/EXECUTIVE OFFICER/MEMBER EXCLUDED? (Mandatory in NH) If yes, describe under DESCRIPTION OF OPERATIONS below.	Y/N N/A				<input checked="" type="checkbox"/> WC STATUTORY LIMITS <input type="checkbox"/> OTHER E.L. EACH ACCIDENT \$100,000 E.L. DISEASE - EA EMPLOYEE \$100,000 E.L. DISEASE - POLICY LIMIT \$500,000

DESCRIPTION OF OPERATIONS / LOCATIONS / VEHICLES (Attach ACORD 101, Additional Remarks Schedule, if more space is required)
 City of Greeley is named as Additional Insured on General Liability. Waiver of subrogation is included on Work Compensation. This insurance is primary and noncontributory to insurance policies held by the City.

CERTIFICATE HOLDER City of Greeley 1000 10th St Greeley, CO 80631-3808	CANCELLATION SHOULD ANY OF THE ABOVE DESCRIBED POLICIES BE CANCELLED BEFORE THE EXPIRATION DATE THEREOF, NOTICE WILL BE DELIVERED IN ACCORDANCE WITH THE POLICY PROVISIONS. AUTHORIZED REPRESENTATIVE
--	--

SECTION 00350

LIEN WAIVER RELEASE

TO: City of Greeley, Colorado (hereinafter referred to as "the OWNER".)

FROM: (hereinafter referred to as "the CONTRACTOR")

PROJECT: **BOOMERANG DECK REMODEL - BID #F24-04-035**

1. The CONTRACTOR does hereby release all Mechanic's Liens Rights, Miller Act Claim (40 USCA 270), Stop Notice, Equitable Liens and Labor and Material Bond Rights resulting from labor and/or materials, subcontract work, equipment or other work, rents, services or supplies heretofore furnished in and for the construction, design, improvement, alteration, additions to or repair of the above described project.
2. This release is given for and in consideration of the sum of \$ and other good and valuable consideration. If no dollar consideration is herein recited, it is acknowledged that other adequate consideration has been received by the CONTRACTOR for this release.
3. In further consideration of the payment made or to be made as above set forth, and to induce the OWNER to make said payment, the CONTRACTOR agrees to defend and hold harmless the OWNER, employees, agents and assigns from any claim or claims hereinafter made by the CONTRACTOR and/or its material suppliers, subcontractors or employees, servants, agents or assigns of such persons against the project. The CONTRACTOR agrees to indemnify or reimburse all persons so relying upon this release for any and all sums, including attorney's fees and costs, which may be incurred as the result of any such claims.
4. It is acknowledged that the designation of the above project constitutes an adequate description of the property and improvements for which the CONTRACTOR has received consideration for this release.
5. It is further warranted and represented that all such claims against the CONTRACTOR or the CONTRACTOR's subcontractors and/or material suppliers have been paid or that arrangements, satisfactory to the OWNER and CONTRACTOR, have been made for such payments.
6. It is acknowledged that this release is for the benefit of and may be relied upon by the OWNER, the CONTRACTOR, and construction lender and the principal and surety on any labor and material bond for the project.

7. In addition to the foregoing, this instrument shall constitute a *** (full, final and complete) ***(partial) release of all rights, claims and demands of the CONTRACTOR against the OWNER arising out of or pertaining to the above referenced project. If partial, all rights and claims on the project are released up to and including the _____ day of Month, 20 .

Dated this _____ day of _____, 20 _____.

CONTRACTOR

By: _____

Title: _____

STATE OF _____)
)ss.
COUNTY OF _____)

The foregoing instrument was acknowledged before me this _____ day of _____,
20____by_____.

My Commission expires:

Notary Public

***Strike when not applicable

SECTION 00360

Debarment/Suspension Certification Statement

The proposer certifies that neither it nor its principals are presently debarred, suspended, proposed for debarment, declared ineligible or voluntarily excluded from participation in this transaction by any Federal, State, County, Municipal or any other department or agency thereof. The proposer certifies that it will provide immediate written notice to the City if at any time the proposer learns that its certification was erroneous when submitted or has become erroneous by reason of changed circumstance.

UEI # (Optional) _____

Name of Organization _____

Address _____

Authorized Signature _____

Title _____

Date _____

SECTION 00410

NOTICE TO PROCEED

Month , 20

TO: NAME

PROJECT: **BOOMERANG DECK REMODEL - BID #F24-04-035**

To Whom It May Concern:

You are hereby notified to commence work on the above-referenced project in accordance with the Contract Agreement dated Month , 20 .

You are to complete this project by Month , 20

CITY OF GREELEY, COLORADO

By: _____

Title: _____

Signature

SECTION 00420

PROJECT MANAGER NOTIFICATION

DATE:

TO:

PROJECT: **BOOMERANG DECK REMODEL - BID #F24-04-035**

The Owner hereby designates Terry Griebe as its Project Manager and authorizes this individual, under the authority of the Director of Public Works to make all necessary and proper decisions with reference to the project. Contract interpretations, change orders and other requests for clarification or instruction shall be directed to the Project Manager. The Director of Public Works shall be authorized to bind the Owner with respect to any decision made in accordance with the contract document.

CITY OF GREELEY, COLORADO

By: _____

Title: _____

SECTION 00430

CERTIFICATE OF SUBSTANTIAL COMPLETION

TO: **CONTRACTOR**

PROJECT: **BOOMERANG DECK REMODEL - BID #F24-04-035**

Project or designated portion shall include: Describe Scope.

The work performed under this contract has been reviewed and found to be substantially complete. The Date of Substantial Completion of the Project or portion thereof designated above is hereby established as Month , 20 .

The date of commencement of applicable warranties required by the Contract Documents is stipulated in Section 00440 - Certificate of Final Acceptance.

DEFINITION OF DATE OF SUBSTANTIAL COMPLETION

The Date of Substantial Completion of the Work or designated portion thereof is the date certified by the Project Manager when construction is sufficiently complete, in accordance with the Contract Documents, so the Owner can occupy or utilize the Work or designated portion thereof for the use for which it is intended, as expressed in the Contract Documents.

A list of items to be completed or corrected, prepared by the Contractor and verified and amended by the Project Manager is attached hereto. The failure to include any items on such list does not alter the responsibility of the Contractor to complete all Work in accordance with the Contract Documents. The date of commencement of warranties for items on the attached list is as stipulated in Section 00440 – Certificate of Final Acceptance.

The Owner shall operate and maintain the Work or portion of the Work described above from the Date of Substantial Completion and be responsible for all costs associated with the completed work excluding cost related to warrantee work.

The Contractor will complete or correct the Work on the list of items attached hereto within
days from the above Date of Substantial Completion.

Contractor

Owner

(Note--Owner's and Contractor's legal and insurance counsel should review and determine insurance requirements and coverage; Contractor shall secure consent of surety company, if any.)

SECTION 00440

CERTIFICATE OF FINAL ACCEPTANCE

TO: **CONTRACTOR**

PROJECT NAME: **BOOMERANG DECK REMODEL - BID #F24-04-035**

The work performed under this contract has been reviewed and found to meet the definition of final acceptance. This Certificate of Final Acceptance applies to the whole of the work.

The Date of Final Acceptance of the Project designated above is hereby established as: Month _____, 20____ at 2:00 pm. This date is also the date of commencement of applicable warranties associated with the Project described above and as required by the Contract Documents.

DEFINITION OF DATE OF FINAL ACCEPTANCE

The Date of Final Acceptance of the Work is the date certified by the City of Greeley's Project Manager when the work is 100% complete, in accordance with the Contract Documents, as amended by change order(s), or as amended below:

Amendment to the Certificate of Final Completion (if any): Describe Amendments.

The Contractor and/or the City Of Greeley shall define any claims or requests for additional compensation above (or as attachments to this document).

Final Acceptance shall not be achieved until the Contractor provides the City Of Greeley with all contract specified Contractor and Sub-contractor close out documents including final lien waivers, releases, insurances, manuals, training, test results, warranties, and other documents required by the Contract Documents, as amended.

Upon issuance of the Certificate of Final Acceptance the Contractor may submit an application for payment requesting final payment for the entire Work. Liquidated damages (if any) will be assessed at this time.

Contractor's acceptance of the final payment shall constitute a waiver by the Contractor of all claims arising out of or relating to the Work; except as noted under 'Amendment to the Certificate of Final Acceptance' above.

Agreed:

_____	_____20	_____	_____20
Contractor's Representative	DATE	Project Manager (COG)	DATE

Section 00510
General Conditions
(Enter Reference)

Please click the link below to access SECTION 00510

[SECTION 00510 General Conditions 5-12-20.pdf](#)



**SECTION 00520
SUBCONTRACTORS/MATERIALS SUPPLIERS AND RELATED DATA**

Firm Name: _____ City Contractors License # _____
Primary Contractor _____
PROJECT: _____ Address: _____

For each Subcontractor and/or Materials Suppliers to be utilized, please provide the following information (use additional sheets as necessary):

Phone Number: _____ Fax Number: _____
Proposed work and percentage of total work to be assigned _____
Percentage: _____ %

Firm Name: _____ City Contractors License # _____
Address: _____
Phone Number: _____ Fax Number: _____
Proposed work and percentage of total work to be assigned _____
Percentage: _____ %

Firm Name: _____ City Contractors License # _____
Address: _____
Phone Number: _____ Fax Number: _____
Proposed work and percentage of total work to be assigned _____
Percentage: _____ %

Firm Name: _____ City Contractors License # _____
Address: _____
Phone Number: _____ Fax Number: _____
Proposed work and percentage of total work to be assigned _____
Percentage: _____ %

Firm Name: _____ City Contractors License # _____
Address: _____
Phone Number: _____ Fax Number: _____
Proposed work and percentage of total work to be assigned _____
Percentage: _____ %

If the Primary Contractor adds any Subcontractors or Materials Suppliers during the duration of the project, the Primary Contractor will supply the City with an updated form before the Subcontractor or Materials Supplier will be allowed to work on the project.

DR 160 (9/87)
DEPARTMENT OF REVENUE
1375 SHERMAN STREET
DENVER, COLORADO 80261

State of Colorado

THIS LICENSE IS NOT TRANSFERABLE

CERTIFICATE OF EXEMPTION FOR SALES AND USE TAX ONLY

GREELEY CITY OF
1000 10TH ST
GREELEY CO 80631-3982



A handwritten signature in black ink, appearing to read 'John J. ...', is written over the seal.

Executive Director
Department of Revenue

ACCOUNT NUMBER	LIABILITY INFORMATION	ISSUE DATE
98-03320	03 057 8600 9 120180	SEP 02 1988
1000 10TH ST	GREELEY CO	

SECTION 00620

SPECIAL PROVISIONS Boomerang deck Remodel Greeley, Colorado

DESCRIPTION OF THE PROJECT: Limited demo of the deck down to the concrete, removal of the existing railing and the pergola style roof. Dispose of legally off site. Re-build and expand the deck per the attached plans.

LOCATION OF WORK:

All work is located at one location: **Boomerang Golf Course at 7309 west 4th street**

SPECIFICATIONS:

This project subject to the following drawings and specifications: See attached Drawing for a detailed scope of work.

1. **Construction scheduled time frame for Boomerang Deck Remodel is October 1st thru November 15th 31st 2024, 45 days.**
2. Work hours are 7:00 AM to 5:00 pm, unless coordinated with Facilities Division.
3. Restroom facilities will be available within the facility.
4. All work must be complete by November 15th , 2024
5. Parking will be available at facility.
6. Electrical and water shutdowns for this project during construction period must be coordinated with Boomerang **Contact person John Lambrecht @ 970/ 581-1401 Contact person for Facilities Division. Terry Griebe @ 970/539-6232 for issues during project.**
7. Per-bid meeting and walk-through is highly recommended to bid this project.
8. Construction work area shall be cleaned up at the end each workday.
9. Final cleaning will be done by a professional cleaning service that specialize in construction cleaning.
10. The parking lot will be shared by City staff and contractors
11. The contractor is responsible for a Dumpster, it can be placed in the parking lot.
12. The contractor is responsible for protecting any surface, flooring, walls ,ceiling, doors, windows etc... any damaged done will be fixed at no cost to the owner.

PERMITS:

The Contractor must be licensed with City of Greeley. Contractor will obtain necessary permits for work in public facilities. City will waive permit fees.

CONTRACT TIME, LIQUIDATED DAMAGES, DELAYS:

Work shall be completed within (45) days, calendar days of the Notice to Proceed. The Notice to Proceed will be issued after a meeting with the selected contractor, and that contractor has an opportunity to schedule this work.

Liquidated damages will be withheld from the final payment to the Contractor for each day that the project's substantial completion is delayed beyond the contract completion date (60 calendar days plus any additional time allowed by the City per change orders).

Liquidated damage amount will be \$500.00 per calendar day.

Liquidated damages are based on additional costs to the City of Greeley for delay of project completion and are not a "late penalty".

Additional time will be allowed for formal seasonal "bad weather" days. The Contractor shall provide documentation of weather history as described below when submitting requests for additional time for severe weather. An actual adverse weather day must prevent work for 50 percent or more of the CONTRACTOR'S workday, delay work critical to the timely completion of the project, and must be documented by the CONTRACTOR. The OWNER'S representative observing the construction shall determine on a daily basis whether or not work can proceed or if work is delayed due to adverse weather or the effects thereof. The CONTRACTOR shall notify the OWNER'S representative in writing of any disagreement as to whether or not work can proceed on a given date, within two (2) calendar days of that date. The OWNER'S representative will use the above written notification in determining the number of working days for which work was delayed during each month.

While extensions of time shall be granted for "unusually severe" weather or climate conditions, no monetary compensations shall be made by the OWNER for any costs to the CONTRACTOR arising out of such delays. The CONTRACTOR shall comply with the portions of these contract documents relating to his project schedule and amendments thereto which result from "unusual severe" weather condition.

Work Hours:

The Contractor is limited to working between 7.00 am to 5:00 pm or per-determined after hours. The work must be coordinated with Terry Griebe@ 970/539-6232 Project Manager or Chris Freeland @ 970/617-6954 Facilities Architect.

MEASUREMENT AND PAYMENTS:

This contract is a Lump sum price for construction, etc. No additional payment for work not described in these documents will be allowed, whether a bid item exists or not. The Contractor shall include the costs of all incidentals of construction, labor, equipment, and materials in the appropriate bid item.

FINAL CLEAN UP:

At the completion of the contract and prior to submittal of final pay request, the Contractor shall clean up all construction material and debris. The Contractor shall notify the City when final cleanup is ready for inspection. A professional cleaning service will be used for the final deep cleaning.

POST CONSTRUCTION INSPECTION AND WARRANTY:

Please see General conditions 501 article 11

END OF SECTION 00620



January 14, 2022

Halcyon Design LLC
PO Box 684
LaSalle, Colorado 80645-0684

Attn: Kelly Deitman

Re: Geotechnical Subsurface Exploration Report
Proposed Deck Repair/Expansion – Boomerang Links Clubhouse
7309 West 4th Street
Greeley, Colorado
Soilogic Project # 21-1432

Ms. Deitman:

Soilogic, Inc. (Soilogic) personnel have completed the geotechnical subsurface exploration you requested for the proposed deck repair and possible expansion to be constructed at the Boomerang Links Golf Course Clubhouse, located at 7309 West 4th Street in Greeley, Colorado. The results of our subsurface exploration are included with this report.

We understand the proposed deck expansion will be a wood frame structure constructed adjacent to the existing deck area on the west side of the clubhouse. Foundation loads for the structure are expected to be relatively light, with anticipated individual column loads less than 50 kips. Small grade changes are anticipated to develop finish site grades in the deck area.

The purpose of our exploration was to describe the subsurface conditions encountered in the completed site boring and develop the test data necessary to provide recommendations concerning design and construction of the deck expansion foundations. The conclusions and recommendations outlined in this report are based on results of the completed field and laboratory testing and our experience with subsurface conditions in this area.

SITE DESCRIPTION

The proposed deck expansion will be constructed at the Boomerang Links GC Clubhouse, located at 7309 West 4th Street in Greeley, Colorado. We understand the existing clubhouse is a single-story modular structure constructed over a walkout basement and we anticipate

the structure is supported by some type of conventional spread footing foundation system. At the time of our site exploration, the ground surface within the proposed area of construction contained various landscaping and flatwork improvements and was sloped to accommodate a walkout-type basement. The maximum difference in ground surface elevation across the deck footprint was estimated to be on the order of six to eight (6-8) feet.

EXPLORATION AND TESTING PROCEDURES

To develop subsurface information in the proposed construction area, one (1) soil boring was drilled within or as close to the deck footprint as site access would allow and was extended to a depth of approximately 30 feet below present site grade. The boring location was established in the field by Soilogic personnel based on accessibility and by referencing a site plan provided by the client, by pacing and estimating angles and distances from identifiable references. A diagram indicating the approximate boring location is included with this report. The boring location indicated on the attached diagram should be considered accurate only to the degree implied by the methods used to make the field measurements. A graphic log of the auger boring is also included.

The test hole was advanced using 4-inch diameter continuous-flight auger, powered by a truck-mounted CME-45 drill rig. Samples of the subsurface materials were obtained at regular intervals using California barrel sampling procedures in general accordance with ASTM specification D-1586. Penetration resistance measurements were obtained by driving the standard sampling barrel into the substrata using a 140-pound hammer falling a distance of 30 inches. The number of blows required to advance the sampler a distance of 12 inches is recorded and helpful in estimating the consistency, relative density, or relative hardness of the soils/bedrock encountered. In the California barrel sampling procedure, lesser disturbed samples are obtained in removable brass liners. Samples of the subsurface materials obtained in the field were sealed and returned to the laboratory for further evaluation, classification and testing.

The samples collected were tested in the laboratory to measure natural moisture content and were visually and/or manually classified in accordance with the Unified Soil Classification System (USCS). The USCS group symbols are indicated on the attached

boring log. An outline of the USCS classification system is included with this report. Classification of bedrock was completed through visual and tactual observation of disturbed samples. Other bedrock types could be revealed through petrographic analysis.

As part of the laboratory testing, a calibrated hand penetrometer (CHP) was used to estimate the unconfined compressive strength of essentially-cohesive specimens. The CHP also provides a more reliable estimate of soil/bedrock consistency than tactual observation alone. Dry density, Atterberg limits and -200 wash tests were completed on selected samples to help establish specific soil/bedrock characteristics. Atterberg limits tests are used to determine soil plasticity. The percent passing the #200 size sieve (-200 wash) test is used to determine the percentage of fine-grained materials (clay and silt) in a sample. Swell/consolidation tests are performed to evaluate soil volume change potential with variation in moisture content. The results of the completed laboratory tests are outlined on the attached boring log and swell/consolidation test summaries.

SUBSURFACE CONDITIONS

The subsurface materials encountered in the completed boring can be summarized as follows. A thin layer of vegetation and topsoil was encountered at the surface at the boring location underlain by brown/beige/gray/rust interbedded siltstone/sandstone/claystone bedrock of varying composition. The interbedded bedrock varied from weathered to very hard in terms of relative hardness, exhibited low swell potential at current moisture and density conditions and extended to the bottom of the boring at a depth of approximately 30 feet below present site grade.

Groundwater was measured at a depth of about 15 feet below ground surface when checked immediately after completion of drilling, and was backfilled upon completion due to public safety concerns. Groundwater information is indicated in the upper right-hand corner of the attached boring log.

Groundwater levels will vary seasonally and over time based on weather conditions, site development, irrigation practices and other hydrologic conditions. Perched and/or trapped groundwater conditions may also be encountered at times throughout the year. Perched water is commonly encountered in soils overlying less permeable soil layers and/or

bedrock. Trapped water is typically encountered within more permeable zones of layered soil or bedrock systems. The location and amount of perched and/or trapped water can also vary over time.

ANALYSIS AND RECOMMENDATIONS

General

Careful observation of the exposed foundation bearing materials should be completed at the time of construction to ensure all footing foundations will be supported on natural, undisturbed materials with low swell potential and suitable strength. We expect new foundations for the deck expansion will bear at approximately the same elevation as the existing deck foundations, such that disturbance of existing foundation subgrade soils is not anticipated. If/where existing undocumented fill is identified at intended foundation bearing elevation, extending footing foundations to bear on natural, undisturbed siltstone/sandstone/claystone bedrock with low swell potential at greater depth could be considered.

Site Development

Any existing vegetation/topsoil and exterior flatwork/pavements should be completely removed from the foundation and any areas expected to receive fill. After stripping and completing all cuts and removal procedures and prior to the placement of any fill or overlying improvements, we recommend the exposed subgrade soils be scarified to a depth of 9 inches, adjusted in moisture content and compacted to at least 95% of the materials standard Proctor maximum dry density. The moisture content of the reconditioned subgrade soils should be adjusted to within the range of $\pm 2\%$ of standard Proctor optimum moisture content at the time of compaction,

Fill and overexcavation/backfill soils required to develop the site should consist of approved LVC soils free from organic matter, debris and other objectionable materials. Based on results of the completed laboratory testing, it is our opinion the site interbedded bedrock could be used as fill in structural areas of the site provided bedrock fragments are processed to less than 3 inches in size in any dimension and the proper moisture content is developed in these materials at the time of placement and compaction. We recommend

thoroughly-processed natural site bedrock or similar materials be placed in loose lifts not to exceed 9 inches thick, adjusted in moisture content and compacted as recommended for the scarified materials above.

Care should be taken to avoid disturbing the reconditioned subgrade soils and placed fill soils prior to placement of any overlying improvements. Soils which are allowed to dry or out or become wet and softened or disturbed by the construction activities should be removed and replaced or reworked in place prior to concrete placement.

Foundations

Based on the materials encountered in the completed site boring and results of laboratory testing, it is our opinion the proposed deck expansion could be supported by shallow drilled pier or conventional spread footing foundations bearing on natural, undisturbed siltstone/sandstone/claystone bedrock with low swell potential or properly placed and compacted fill or removal area backfill. For design of footing foundations bearing on natural, undisturbed, weathered to very hard siltstone/sandstone/claystone bedrock with low swell potential and/or suitable structural soils compacted to at least 95% of the materials standard Proctor maximum dry density, we recommend using a maximum net allowable soil bearing pressure of 2,000 psf. Care should be taken to develop a clean excavation prior to foundation construction. Loose or sloughed soils should be removed from the shaft excavations (if utilized) immediately prior to concrete placement. In evaluation of existing footing foundations subjected to additionally-imposed loads associated with new addition improvements (if any), a maximum net allowable soil bearing pressure of 2,500 psf could be used.

Shallow drilled pier or conventional spread footing foundations should bear a minimum of 30 inches below finished adjacent exterior grade to provide frost protection. We recommend formed strip footings have a minimum width of 12 inches and isolated pad foundations have a minimum width of 24 inches in order to facilitate construction and reduce the potential for development of eccentrically loaded footings. Actual footing widths should be designed by a structural engineer.

For design of foundations to resist lateral movement, a passive equivalent fluid pressure value of 275 pcf could be used. The top 30 inches of subgrade could be considered a surcharge load but should not be used in the passive resistance calculations. A coefficient of friction of 0.45 could be used between foundation concrete and the bearing soils to resist sliding. The recommended passive equivalent fluid pressure value and coefficient of friction do not include a factor of safety.

We estimate settlement of foundations designed and constructed as outlined above and resulting from the assumed structural loads would be less than 1 inch. Differential settlement could approach the amount of total settlement estimated above.

Drainage

Positive drainage is imperative for satisfactory long-term performance of the clubhouse, deck expansion and associated site improvements. We recommend positive drainage be developed away from the structure during construction and maintained throughout the life of the site improvements, with twelve (12) inches of fall in the first 10 feet away from the structure. Shallower slopes could be considered in hardscape areas. In the event that poor or negative drainage develops adjacent to the clubhouse and/or deck expansion over time, the original grade and associated positive drainage outlined above should be immediately restored.

Care should be taken in the planning of any landscaping to avoid features which could result in the fluctuation of the moisture content of the foundation bearing and flatwork subgrade soils. Gutter systems should be considered to help reduce the potential for water ponding adjacent to the structure, with the gutter downspouts, roof drains or scuppers extended to discharge a minimum of 5 feet away from all structural and flatwork elements. Water which is allowed to pond adjacent to the site improvements can result in unacceptable performance of those improvements over time.

GENERAL COMMENTS

This report was prepared based upon the data obtained from the completed site exploration, laboratory testing, engineering analysis and any other information discussed. The completed boring provides an indication of subsurface conditions at the boring location only. Variations in subsurface conditions can occur in relatively short distances away from the boring. This report does not reflect any variations which may occur across the site or away from the boring. If variations in the subsurface conditions anticipated become evident, the geotechnical engineer should be notified immediately so that further evaluation and supplemental recommendations can be provided.

The scope of services for this project does not include either specifically or by implication any biological or environmental assessment of the site or identification or prevention of pollutants or hazardous materials or conditions. Other studies should be completed if concerns over the potential of such contamination or pollution exist.

The geotechnical engineer should be retained to review the plans and specifications so that comments can be made regarding the interpretation and implementation of our geotechnical recommendations in the design and specifications. The geotechnical engineer should also be retained to provide testing and observation services during construction to help determine that the design requirements are fulfilled.

This report has been prepared for the exclusive use of our client for specific application to the project discussed and has been prepared in accordance with the generally accepted standard of care for the profession. No warranties express or implied, are made. The conclusions and recommendations contained in this report should not be considered valid in the event that any changes in the nature, design or location of the project as outlined in this report are planned, unless those changes are reviewed and the conclusions of this report modified and verified in writing by the geotechnical engineer.

Geotechnical Subsurface Exploration Report
Proposed Deck Repair/Expansion – Boomerang Links Clubhouse
7309 West 4th Street, Greeley, Colorado
Soilogic Project # 21-1432
8


We appreciate the opportunity to be of service to you on this project. If you have any questions concerning the enclosed information or if we can be of further service to you in any way, please do not hesitate to contact us.

Very Truly Yours,
Soilogic, Inc.



Darrel DiCarlo, P.E.
Senior Project Engineer

Reviewed by:



Alec Kaljian, P.E.
Project Engineer



PROPOSED DECK EXPANSION/IMPROVEMENTS - BOOMERANG LINKS CLUBHOUSE
7309 WEST 4TH STREET, GREELEY, COLORADO

PROPOSED DECK REPAIR/EXPANSION - BOOMERANG LINKS CLUBHOUSE

7309 WEST 4TH STREET, GREELEY, COLORADO

Project # 21-1432

January 2022



LOG OF BORING B-1

Sheet	1/1	Drilling Rig:	CME 45	Water Depth Information
Start Date	12/30/2022	Auger Type:	4" CFA	During Drilling 15.0'
Finish Date	12/30/2022	Hammer Type:	Automatic	After Drilling 15.0'
Surface Elev.	-	Field Personnel:	JJ / BM	24 Hours After Drilling Backfilled

USCS	SOIL DESCRIPTION	Depth (ft)	Sampler	"N"	MC (%)	DD (pcf)	Estimated q_u (psf)	% Swell @ 500 psf	Swell Pressure (psf)	Atterberg Limits		% Passing # 200 Sieve (%)
										LL	PI	
	4 - 6" VEGETATION & TOPSOIL	-										
	Interbedded CLAYSTONE/SILTSTONE/SANDSTONE of varying composition brown, beige, gray, rust weathered to very hard	1										
		2										
		3	CS	17	27.5	92.2	9000+	0.3%	700	38	17	91.2%
		4										
		5	CS	30	19.1	103.5	9000+	1.1%	1700	-	-	-
		6										
		7										
		8										
		9										
		10	CS	50/4	NR	NR	-	-	-	-	-	-
		11										
		12										
		13										
		14										
		15	CS	50/4	31.1	-	-	-	-	-	-	-
		16										
		17										
		18										
		19										
		20	CS	50/3	27.4	-	-	-	-	-	-	-
	21											
	22											
	23											
	24											
	25											
	26											
	27											
	28											
	29											
	30	CS	50/3	32.1	-	-	-	-	-	-	-	

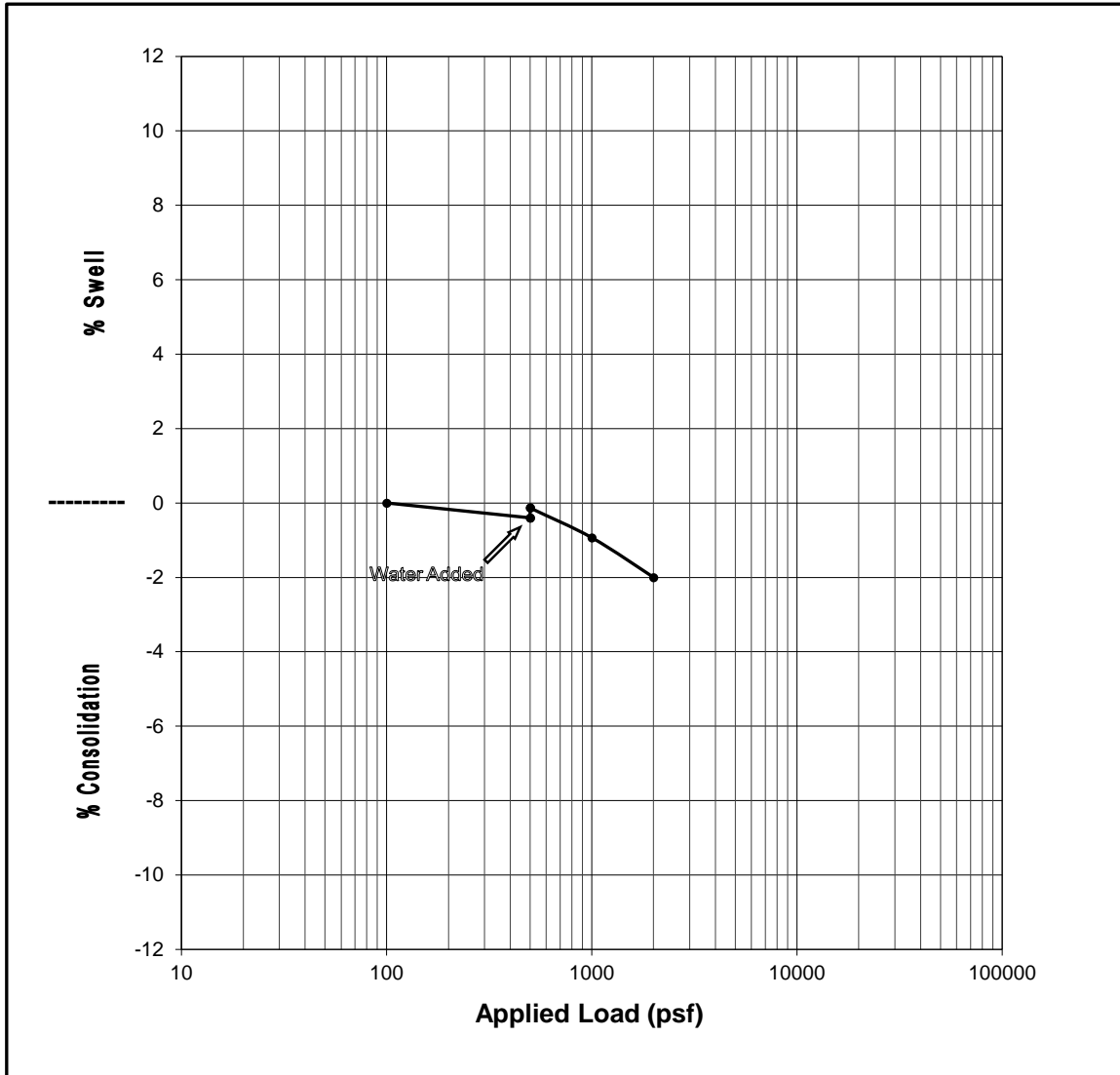
PROPOSED DECK REPAIR/EXPANSION - BOOMERANG LINKS CLUBHOUSE

7309 WEST 4TH STREET, GREELEY, COLORADO

Project # 21-1432

January 2022

SWELL/CONSOLIDATION TEST SUMMARY



Sample ID: B-1 @ 2

Sample Description: Brown/Beige/Gray/Rust Siltstone/Sandstone with Claystone interbeds

Initial Moisture	27.5%	Liquid Limit	38
Final Moisture	29.6%	Plasticity Index	17
% Swell @ 500 psf	0.3%	% Passing #200	91.2%
Swell Pressure (psf)	700	Dry Density (pcf)	92.2

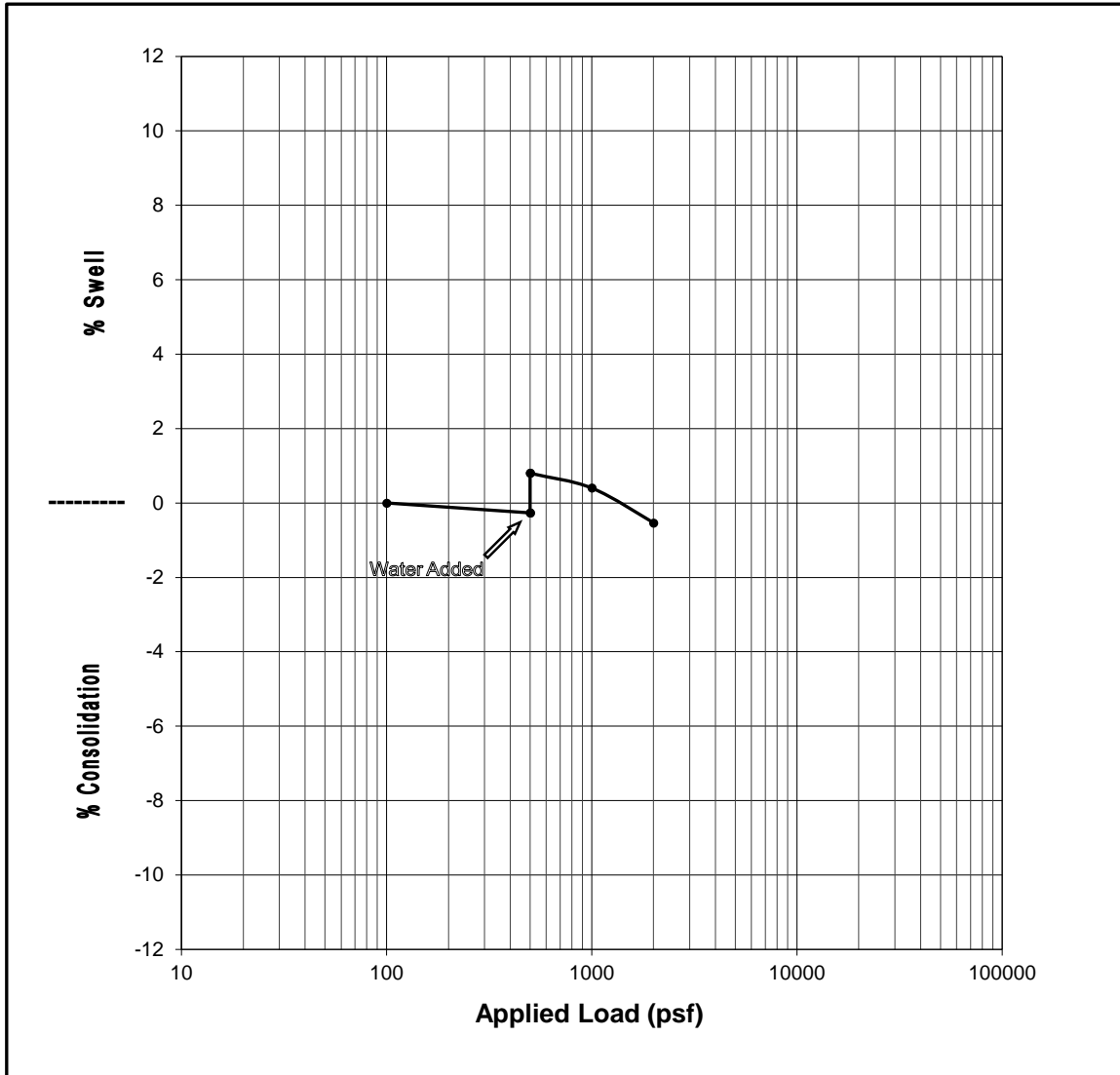
PROPOSED DECK REPAIR/EXPANSION - BOOMERANG LINKS CLUBHOUSE

7309 WEST 4TH STREET, GREELEY, COLORADO

Project # 21-1432

January 2022

SWELL/CONSOLIDATION TEST SUMMARY



Sample ID: B-1 @ 4

Sample Description: Brown/Beige/Gray/Rust Siltstone/Sandstone with Claystone interbeds

Initial Moisture	19.1%	Liquid Limit	-
Final Moisture	26.6%	Plasticity Index	-
% Swell @ 500 psf	1.1%	% Passing #200	-
Swell Pressure (psf)	1,700	Dry Density (pcf)	103.5

UNIFIED SOIL CLASSIFICATION SYSTEM

Criteria for Assigning Group Symbols and Group Names Using Laboratory Tests^A

				Soil Classification		
				Group Symbol	Group Name ^B	
Coarse Grained Soils More than 50% retained on No. 200 sieve	Gravels More than 50% of coarse fraction retained on No. 4 sieve	Clean Gravels Less than 5% fines ^C	$Cu \geq 4$ and $1 \leq Cc \leq 3^E$	GW	Well graded gravel ^F	
			$Cu < 4$ and/or $1 > Cc > 3^E$	GP	Poorly graded gravel ^F	
	Sands 50% or more of coarse fraction passes No. 4 sieve	Gravels with Fines More than 12% fines ^C	Fines classify as ML or MH		GM	Silty gravel ^{F,G,H}
			Fines classify as CL or CH		GC	Clayey gravel ^{F,G,H}
		Clean Sands Less than 5% fines ^D	$Cu \geq 6$ and $1 \leq Cc \leq 3^E$	SW	Well graded sand ^I	
			$Cu < 6$ and/or $1 > Cc > 3^E$	SP	Poorly graded sand ^I	
Sands with Fines More than 12% fines ^D	Fines classify as ML or MH	SM	Silty sand ^{G,H,I}			
	Fines classify as CL or CH	SC	Clayey sand ^{G,H,I}			
Fine-Grained Soils 50% or more passes the No. 200 sieve	Silts and Clays Liquid limit less than 50	Inorganic	$PI > 7$ and plots on or above "A" line ^J	CL	Lean clay ^{K,L,M}	
			$PI < 4$ or plots below "A" line ^J	ML	Silt ^{K,L,M}	
		Organic	Liquid limit - oven dried < 0.75	OL	Organic clay ^{K,L,M,N}	
			Liquid limit - not dried		Organic silt ^{K,L,M,O}	
	Silts and Clays Liquid limit 50 or more	Inorganic	PI plots on or above "A" line	CH	Fat clay ^{K,L,M}	
			PI plots below "A" line	MH	Elastic silt ^{K,L,M}	
		Organic	Liquid limit - oven dried < 0.75	OH	Organic clay ^{K,L,M,P}	
			Liquid limit - not dried		Organic silt ^{K,L,M,O}	
Highly organic soils	Primarily organic matter, dark in color, and organic odor			PT	Peat	

^ABased on the material passing the 3-in. (75-mm) sieve

^BIf field sample contained cobbles or boulders, or both, add "with cobbles or boulders, or both" to group name.

^CGravels with 5 to 12% fines require dual symbols: GW-GM well graded gravel with silt, GW-GC well graded gravel with clay, GP-GM poorly graded gravel with silt, GP-GC poorly graded gravel with clay.

^DSands with 5 to 12% fines require dual symbols: SW-SM well graded sand with silt, SW-SC well graded sand with clay, SP-SM poorly graded sand with silt, SP-SC poorly graded sand with clay

$$^E Cu = D_{60}/D_{10} \quad Cc = \frac{(D_{30})^2}{D_{10} \times D_{60}}$$

^FIf soil contains $\geq 15\%$ sand, add "with sand" to group name.

^GIf fines classify as CL-ML, use dual symbol GC-GM, or SC-SM.

^HIf fines are organic, add "with organic fines" to group name.

^IIf soil contains $\geq 15\%$ gravel, add "with gravel" to group name.

^JIf Atterberg limits plot in shaded area, soil is a CL-ML, silty clay.

^KIf soil contains 15 to 29% plus No. 200, add "with sand" or "with gravel," whichever is predominant.

^LIf soil contains $\geq 30\%$ plus No. 200 predominantly sand, add "sandy" to group name.

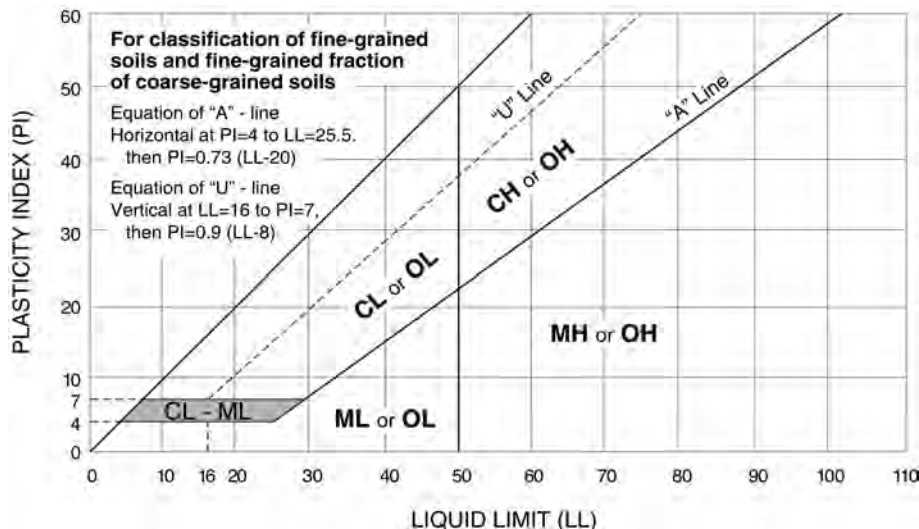
^MIf soil contains $\geq 30\%$ plus No. 200, predominantly gravel, add "gravelly" to group name.

^N $PI \geq 4$ and plots on or above "A" line.

^O $PI < 4$ or plots below "A" line.

^P PI plots on or above "A" line.

^Q PI plots below "A" line.



GENERAL NOTES

DRILLING & SAMPLING SYMBOLS:

SS:	Split Spoon - 1 $\frac{3}{8}$ " I.D., 2" O.D., unless otherwise noted	HS:	Hollow Stem Auger
ST:	Thin-Walled Tube – 2.5" O.D., unless otherwise noted	PA:	Power Auger
RS:	Ring Sampler - 2.42" I.D., 3" O.D., unless otherwise noted	HA:	Hand Auger
CS:	California Barrel - 1.92" I.D., 2.5" O.D., unless otherwise noted	RB:	Rock Bit
BS:	Bulk Sample or Auger Sample	WB:	Wash Boring or Mud Rotary

The number of blows required to advance a standard 2-inch O.D. split-spoon sampler (SS) the last 12 inches of the total 18-inch penetration with a 140-pound hammer falling 30 inches is considered the "Standard Penetration" or "N-value". For 2.5" O.D. California Barrel samplers (CB) the penetration value is reported as the number of blows required to advance the sampler 12 inches using a 140-pound hammer falling 30 inches, reported as "blows per inch," and is not considered equivalent to the "Standard Penetration" or "N-value".

WATER LEVEL MEASUREMENT SYMBOLS:

WL:	Water Level	WS:	While Sampling
WCI:	Wet Cave in	WD:	While Drilling
DCI:	Dry Cave in	BCR:	Before Casing Removal
AB:	After Boring	ACR:	After Casing Removal

Water levels indicated on the boring logs are the levels measured in the borings at the times indicated. Groundwater levels at other times and other locations across the site could vary. In pervious soils, the indicated levels may reflect the location of groundwater. In low permeability soils, the accurate determination of groundwater levels may not be possible with only short-term observations.

DESCRIPTIVE SOIL CLASSIFICATION: Soil classification is based on the Unified Classification System. Coarse Grained Soils have more than 50% of their dry weight retained on a #200 sieve; their principal descriptors are: boulders, cobbles, gravel or sand. Fine Grained Soils have less than 50% of their dry weight retained on a #200 sieve; they are principally described as clays if they are plastic, and silts if they are slightly plastic or non-plastic. Major constituents may be added as modifiers and minor constituents may be added according to the relative proportions based on grain size. In addition to gradation, coarse-grained soils are defined on the basis of their in-place relative density and fine-grained soils on the basis of their consistency.

FINE-GRAINED SOILS

<u>(CB)</u> <u>Blows/Ft.</u>	<u>(SS)</u> <u>Blows/Ft.</u>	<u>Consistency</u>
< 3	0-2	Very Soft
3-5	3-4	Soft
6-10	5-8	Medium Stiff
11-18	9-15	Stiff
19-36	16-30	Very Stiff
> 36	> 30	Hard

COARSE-GRAINED SOILS

<u>(CB)</u> <u>Blows/Ft.</u>	<u>(SS)</u> <u>Blows/Ft.</u>	<u>Relative</u> <u>Density</u>
0-5	< 3	Very Loose
6-14	4-9	Loose
15-46	10-29	Medium Dense
47-79	30-50	Dense
> 79	> 50	Very Dense

BEDROCK

<u>(CB)</u> <u>Blows/Ft.</u>	<u>(SS)</u> <u>Blows/Ft.</u>	<u>Consistency</u>
< 24	< 20	Weathered
24-35	20-29	Firm
36-60	30-49	Medium Hard
61-96	50-79	Hard
> 96	> 79	Very Hard

RELATIVE PROPORTIONS OF SAND AND GRAVEL

<u>Descriptive Terms of</u> <u>Other Constituents</u>	<u>Percent of</u> <u>Dry Weight</u>
Trace	< 15
With	15 – 29
Modifier	> 30

GRAIN SIZE TERMINOLOGY

<u>Major Component</u> <u>of Sample</u>	<u>Particle Size</u>
Boulders	Over 12 in. (300mm)
Cobbles	12 in. to 3 in. (300mm to 75 mm)
Gravel	3 in. to #4 sieve (75mm to 4.75 mm)
Sand	#4 to #200 sieve (4.75mm to 0.075mm)
Silt or Clay	Passing #200 Sieve (0.075mm)

RELATIVE PROPORTIONS OF FINES

<u>Descriptive Terms of</u> <u>Other Constituents</u>	<u>Percent of</u> <u>Dry Weight</u>
Trace	< 5
With	5 – 12
Modifiers	> 12

PLASTICITY DESCRIPTION

<u>Term</u>	<u>Plasticity Index</u>
Non-plastic	0
Low	1-10
Medium	11-30
High	30+

