

Addendum #1



Project Information

Project Name: Family Funplex Re-roof

Bid Number: F25-04-023

Date:

Project Manager: Terry Griebe

Addendum Questions

Question #1 I had to clarify that ¼ inch Dens Deck Prime had to added to the bid.

Answer 1/4 " Dens Deck prime needs to be added to the re-roof bid

Question #2 does this reroof need to have a manufactures 20-year NDL warranty? I did not see it within the scope of work

Answer I asked for a 2 year workmanship and a 20 year manufactures warranty

Question #3 Is the City of Greeley aware of the current roof depth? This will help accommodate planning for the size of new fasteners

Answer 1/4 " cover board and 3" of ISO

Question #4 Is an NDL (No dollar limit) warranty expected (same question as #2)

Answer yes

	<p>Parapet caps and metal edge flashings are typically not included in the single ply 20 year watertight warranty. However, new parapet caps can be included in an Edge to Edge warranty if the wood blocking at the parapet meets the requirements of the Edge to Edge warranty. Typically, this means 2x blocking and not plywood for a substrate under the parapet cap. Therefore an Edge to Edge warranty may not be possible with the existing wood blocking. If parapet caps are not included in the edge to edge warranty, they can be warranted for 1-2 years by the installer. Please specify the type and duration of warranty for the parapet caps.</p>
Question #5	<p>Existing parapet caps are installed in 10' lengths and most certainly 24 gauge. The sheet material for parapet caps comes in 4' x 10' sheets. Making caps at 8' is an instant 20% material waste factor which can be avoided by allowing the caps to be fabricated in 24 gauge and fabricated and installed in 10' lengths.</p> <p>There are a few different ways to join one section of cap to another. The joints in the parapet cap should be specified to match the existing which is a good practice on caps this wide and wider.</p>
Answer	1 to 2 year warranty on the flashing is acceptable, flashing in 10' lengths 24 gauge acceptable, match existing on the install.
Question #6	What is the existing insulation/coverboard?
Answer	1/4 inch cover board and 3" of ISO
Question #7	Is the new 1/4" Dens-Deck cover board getting mechanically attached over the pool? The pool ceiling is painted and fasteners could cause the paint to chip and fall.
Answer	we will monitor that at time of install
Question #8	Would the city accept a GAF fully adhered 115mil fleece back roofing system over the existing EPDM roof system? See attached assembly system. This system would eliminate the cover board and fastening thru the metal decking and possible paint chipping on the pool interior ceiling. System also qualifies for 20yr NDL roof warranty from GAF.
Answer	I am apprehensive about using this product, you are relying on the existing glue to hold all of the roof system together. I believe that I would have to hire a structural engineer to approve this method as we are not eliminating any material we are adding more weight to the roof assembly (see attached design)
Question #9	What is the anticipated re-roofing start date?
Answer	July 14th 2025
Question #10	
Answer	



BuildYourRoof

Question #8 - Design not approved per response


Project

Pool Re Roof

Prepared By

Sweet Roofing

stephen.johnson1@gaf.com



System

R-value: 0.00

Membrane | Recover

LAYER

MATERIAL

ATTACHMENT

Deck	Steel	
Existing Insulation	Dual Layer Insulation with Cover Board	
Existing Membrane	EPDM	
Membrane	115 mil EverGuard® TPO Fleece-Back	OlyBond500® Adhesive Standard Spatter

Note: The images shown are for illustration purposes only and may not be an accurate representation of the products. Images are not drawn to scale. Products depicted are based solely on user inputs and GAF has not verified the accuracy of this information and/or its applicability or suitability for a particular project. GAF expressly disclaims any and all liability arising from any reliance on this information. Always review the appropriate Application and Specification Manual to confirm current requirements, and to obtain additional information that is important for successful roof design and installation. Each roof has unique requirements. It is the sole responsibility of the end user to confirm final product selection with the roofing contractor and/or design professional. This drawing is not intended to replace or supersede contract drawings or plans, or to modify, negate, or alter any requirements specified by the design professional, the general contractor or roofing contractor, local building codes, or others.

Contents

Data Sheets

EverGuard® TPO Fleece-Back.....	4
OlyBond500® Adhesive Standard Spatter.....	7

EverGuard®
GAF TPO
Fleece-back Membrane
100, 115, 135

Description:

Combine performance and value with EverGuard® TPO Fleece-Back Membrane 100, 115, and 135.

Integral polyester fleece backing lets you offer the proven performance of EverGuard® TPO, while increasing durability and reducing labor:

- Provides enhanced puncture resistance against foot traffic, hail, and other impacts*
- Does not require a slip sheet when installed over a variety of existing roof systems
- Guarantees available with coverage up to 30 years for 135†

Installation:

Explore installation options. EverGuard® TPO Fleece-Back Membrane 100, 115, and 135 can be installed with a wide range of applications:

- **Mechanically attached** — quick, cost-effective, and available practically year-round
- **Adhered** — effective with EverGuard® WB 181 Bonding Adhesive (water-based) or hot asphalt for a smooth appearance and excellent wind uplift
- **LRF Adhesive O** — low-rise foam that's low-VOC, ideal for minor surface irregularities, and available in a cartridge or 5-gallon container
- **LRF Adhesive M** — low-rise foam that's similar to LRF-O and can also be used for ISO insulation applications
- **LRF Adhesive XF** — 2-part low-rise foam that's low-VOC, ideal for minor surface irregularities, and can adhere up to 24 squares of Fleece-Back Membrane
- **OlyBond500®** — 2-part low-rise foam that's low-VOC, ideal for minor surface irregularities, and can adhere up to 24 squares of Fleece-Back Membrane



MADE IN THE U.S.A.
WITH DOMESTIC AND IMPORTED MATERIALS.
AMERICAN JOBS IN AMERICAN FACTORIES.




Visit **gaf.com**

For additional information, contact GAF Design Services at **1-877-423-7663** or **designservices@gaf.com**

* GAF warranties and guarantees do not provide coverage against traffic except where GAF walkways are applied, or against hail or other impact. Refer to gaf.com for more information on warranty and guarantee coverage and restrictions. Hail or puncture resistance coverage may be available for purchase for eligible systems. Contact GAF for more information.

† Additional requirements apply. Contact GAF for more information. See applicable guarantee, available at gaf.com, for complete coverage and restrictions.



Easy-to-Install Accessories:

Fabricating details on-site can be time-consuming, costly, inconsistent, and even unreliable. EverGuard® TPO prefabricated accessories save you time and labor, deliver consistent performance, and create a uniform aesthetic.

EverGuard® TPO Split Pourable Sealer Pocket

The low-profile design requires less sealant and can be cut down to size to more tightly fit around penetrations.



EverGuard® TPO Vent Boot

One standard size of the molded membrane Vent Boot accommodates 1" – 6" (25.4 mm – 152 mm) pipes and conduits. Vent Boots come with stainless steel clamping rings for the top of the penetration.



EverGuard® TPO Scuppers

Manufactured with TPO-coated metal and unreinforced membrane for use in waterproofing wall scuppers, eliminating unnecessary flashing to waterproof the wall opening.



See our complete line of time-saving prefabricated TPO Accessories

We protect what matters most™

GAF

Physical Properties (ASTM D6878-21) see notes below

Type	ASTM Test Method	ASTM Minimum Values	EverGuard® TPO Fleece-Back Test Values (approx.)		
			100	115	135
TPO Nominal Thickness	ASTM D751	0.039"	0.045" (1.14 mm)	0.060" (1.52 mm)	0.080" (2.03 mm)
Thickness Over Scrim	ASTM D7635	0.015"	15.8 mil (Nominal)	22.1 mil (Nominal)	31.4 mil (Nominal)
Breaking Strength	ASTM D751 Grab Method MD	220 lbf	375 lbf (559 kg/m) x 330 lbf (492 kg/m)	400 lbf (596 kg/m) x 360 lbf (536 kg/m)	440 lbf (656 kg/m) x 390 lbf (581 kg/m)
Elongation At Break	ASTM D 751	15%	30%	30%	30%
Tear Strength	ASTM D 751 (8" x 8" Sample)	55 lbf	90 lbf (134 kg/m) x 120 lbf (179 kg/m)	70 lbf (104 kg/m) x 130 lbf (194 kg/m)	100 lbf (149 kg/m) x 180 lbf (268 kg/m)
Brittleness Point	ASTM D2137	-40°F			
Ozone Resistance	ASTM D1149	No cracks @ 7x magnification	No visible deterioration @ 7x magnification	No visible deterioration @ 7x magnification	No visible deterioration @ 7x magnification
Properties After Heat Aging	ASTM D573	≤1.5% Weight change after 8 weeks @ 275°F; No cracks @ 7X magnification	Pass	Pass	Pass
Linear Dimensional Change	ASTM D 1204	±1%	0.2%	0.4%	0.4%
Water Absorption	ASTM D471	±3%	0.7%	0.7%	0.7%
Factory Seam Strength (Membrane Failure)	ASTM D751	66 lbf	115 lbf (171 kg/m)	145 lbf (216 kg/m)	155 lbf (231 kg/m)
Weather Resistance	ASTM G155	10,080 kJ/m² at 340 nm; No cracks @ 7X magnification	>20,000 KJ/(m²·nm) at 340 nm	>25,000 KJ/(m²·nm) at 340 nm	>25,000 KJ/(m²·nm) at 340 nm

Note 1: 100, 115, and 135 TPO fleece-back sheets are composed of 45 mil, 60 mil, and 80 mil TPO membrane, respectively, with an integral fleece backing.

Note 2: Physical properties are based on 45, 60, or 80 mil membranes.

Note 3: Certain data is provided in MD (machine direction) x CMD (cross machine direction) format.

Note 4: Data is based upon typical product performance and is subject to normal manufacturing tolerance and variance.

Additional Physical Properties

Puncture Resistance	FTM 101C Method 2031	Not Established	>350 lb. (159 kg)	>380 lb. (172 kg)	>380 lb. (172 kg)
Permeance	ASTM E2178	Not Established	<0.02 (L/sm²)	<0.02 (L/sm²)	<0.02 (L/sm²)

Guarantee*

EverGuard® TPO Fleece-Back Membrane 100	Up to 20 years
EverGuard® TPO Fleece-Back Membrane 115	Up to 25 years
EverGuard® TPO Fleece-Back Membrane 135	Up to 30 years

* Values stated are approximate and subject to normal manufacturing variation. These values are not guaranteed and are provided solely as a guide. GAF warranties and guarantees do not provide coverage against hail or other impact. See applicable guarantee or warranty, available at gaf.com, for complete coverage and restrictions. Hail or puncture resistance coverage may be available for purchase for eligible systems. Contact GAF for more information.

Sustainability Ratings/Certifications

Cool Roof Rating Council (CRRC)					
Type	ASTM Test Method	Color	Product ID#	Initial	Aged
Solar Reflectance	ASTM C1549	White	0676-0027	0.76	0.68
Thermal Emittance	ASTM C1371	White	0676-0027	0.90	0.83
Solar Reflectance Index (SRI)	ASTM E1980	White	0676-0027	94	81
LEED Information (white only)					
Manufacturing Location	Mount Vernon, IN		New Columbia, PA		Cedar City, UT

Applicable Standards/Approvals



CRRC Rated - Can be used to comply with 2022 Title 24, Part 6, Cool Roof Requirements of the California Code of Regulations (white only)



FM Approved
 (Refer to FM www.RoofNav.com for actual assemblies)

Meets or exceeds the requirements of ASTM D6878



Miami-Dade Approved

Meets or exceeds the requirements of the Texas Department of Insurance



Classified by UL in accordance with ANSI/UL790, including Class A rated roofing assemblies. Refer to UL Product iQ for specific assemblies.

State of Florida Approved

Product Data

Roll Size	EverGuard® TPO Fleece-back Membrane 100	EverGuard® TPO Fleece-back Membrane 115	EverGuard® TPO Fleece-back Membrane 135
12' Roll Size	12' x 100' (3.66 m x 30.5 m) 1,200 sq. ft. (111.5 sq. m)	12' x 100' (3.66 m x 30.5 m) 1,200 sq. ft. (111.5 sq. m)	12' x 80' (3.66 m x 24.38 m) 960 sq. ft. (89.2 sq. m)
12' Roll Weight (Average)	334 lb. (151 kg)	408 lb. (185 kg)	450 lb. (204 kg)
10' Roll Size	10' x 100' (3.05 m x 30.5 m) 1,000 sq. ft. (92.9 sq. m)	10' x 100' (3.05 m x 30.5 m) 1,000 sq. ft. (92.9 sq. m)	10' x 80' (3.05 m x 24.38 m) 800 sq. ft. (74.3 sq. m)
10' Roll Weight (Average)	278 lb. (126 kg)	340 lb. (154 kg)	375 lb. (170 kg)
8' Roll Size	8' x 100' (2.44 m x 30.5 m) 800 sq. ft. (74.3 sq. m)	8' x 100' (2.44 m x 30.5 m) 800 sq. ft. (74.3 sq. m)	8' x 80' (2.44 m x 24.38 m) 640 sq. ft. (59.5 sq. m)
8' Roll Weight (Average)	222 lb. (101 kg)	272 lb. (123 kg)	300 lb. (136 kg)
6' Roll Size	6' x 100' (1.83 m x 30.5 m) 600 sq. ft. (55.7 sq. m)	6' x 100' (1.83 m x 30.5 m) 600 sq. ft. (55.7 sq. m)	6' x 80' (1.83 m x 24.38 m) 480 sq. ft. (44.6 sq. m)
6' Roll Weight (Average)	167 lb. (76 kg)	204 lb. (93 kg)	225 lb. (102 kg)
5' Roll Size	5' x 100' (1.52 m x 30.5 m) 500 sq. ft. (46.5 sq. m)	5' x 100' (1.52 m x 30.5 m) 500 sq. ft. (46.5 sq. m)	5' x 80' (1.52 m x 24.38 m) 400 sq. ft. (37.16 sq. m)
5' Roll Weight (Average)	139 lb. (63 kg)	170 lb. (77 kg)	188 lb. (85 kg)
Colors	White		
Storage	Store on pallets in a clean, dry area at temperatures below 100°F (38°C).		
Safety Warning	Membrane rolls are heavy. Employ at least two people to position and install.		

Note: Membrane rolls shipped horizontally on pallets, stacked pyramid-style, and banded.



OLYBOND500®

Insulation Adhesive

Description

OlyBond500® is a two-component, low-rise polyurethane adhesive used to adhere a variety of board stocks to many roof substrates in both new and reroof applications. It can also be used to adhere insulation board to insulation board. OlyBond500® is dispensed in ¾" (19.1 mm) to 1" (25.4 mm) wide beads that spread to several inches while rising ¾" (19.1 mm) to 1" (25.4 mm) above the substrate. Place the board stock into the adhesive and walk into place. A chemical cure takes place, securing the board in approximately 4 to 8 minutes after application, depending on temperature and weather conditions. OlyBond500® uses water, not HCFC, as the blowing agent and therefore is low VOC.

Basic Use

- OlyBond500® is included in many approved roof assemblies listed with UL, FM Approvals, and Miami-Dade County. Refer to UL Product iQ, Miami-Dade County, and FM Approvals at RoofNav.com for actual assemblies.
- Ensure that you have the correct OlyBond500® formulation for the surface and ambient temperature.
 - Regular** - All Packaging 40°F+ (4.4°C+)
 - Winter Grade** - Bag In Box/15 Gal (57 L) Drum 25°F - 65°F (13.8°C - 36.1°C)
 - Winter Grade** - SpotShot 0°F - 65°F (-17.8°C - 36.1°C)
- OlyBond500® is available in both Regular (Bag-in-Box, 15 Gal [57 L] Drums, and SpotShot) and Winter Grade OlyBond500® Spot Shot Bag-in-Box for optimum application at various temperatures.
- Lightweight and portable.
- Allows for easy insulation board installation.
- Compatible with most single-ply and some asphaltic systems.
- Quick cure time.
- On retrofit re-cover projects, the existing roof material must be examined. All wet material must be identified and removed prior to the application of the OlyBond500® adhesive to ensure adequate attachment of existing system.
- See pages 3 – 4 for general application recommendations and requirements.

Packaging

- 10-gallon (37.85 liters) Bag-in-Box sets for use with the PaceCart 2® and PaceCart 3™ (5-gallon [18.93 liters] Part 1; 5-gallon [18.93 liters] Part 2). 30-gallon (57 liters) Drum sets for use with PaceCart 3™ with conversion kit 15 gallon (57 liters) Part 1; 15 gallon (57 liters) Part 2

- 1,500-ml SpotShot cartridge sets for use in specially designed applicators.

Compatibility When Properly Prepared and Evaluated

Roof Decks and Substrates:

- Structural concrete
- Gypsum
- Cementitious wood fiber plank
- Lightweight insulating concrete
- Steel (22 gauge or thicker with approved cross section)
- Plywood (¾" [15.9 mm] thick min.)
- Smooth surface BUR
- Smooth and granular-surface modified bitumen (See the GAF published application and specifications manual available at gaf.com for proper preparations or contact GAF Technical Support at 1-800-766-3411.)
- Existing sprayed-in-place polyurethane foam
- Base sheets
- Asphaltic and fleece-top vapor barriers

Roof Insulation and Cover Board:

- Expanded polystyrene
- Polyisocyanurate and HD polyisocyanurate (4 ft. x 4 ft. [1.21 m x 1.21 m] boards)
- High-density wood fiber
- Gypsum cover boards
- Perlite
- Certain extruded polystyrene

Any substrate or insulation not listed must be reviewed by GAF. Call us at 800-766-3411.

Codes and Compliance

OlyBond500®

Physical Property	Test Method	Typical Values
Density	ASTM D1622	5.03 lb/cf
Compressive Strength	ASTM D1621	18.02 psi @ 10% deformation
Tensile Strength	ASTM D1623	2.04 psi
Water Absorption	ASTM D2842	2.75%
Closed Cell Content	ASTM D6226	90% min
VOC Content	EPA Method 24	Regular: 11 g/L Winter: 50 g/L
Weight/Gallon		10.32 lb 8.54 lb

Description	Packaging Type	Weight
OlyBond500® Part 1 (Regular & Winter Grade)	Bag-in-Box 5 Gallon (18.9 L)	53 lb. (24.06 kg)
OlyBond500® Part 2 (Regular & Winter Grade)	Bag-in-Box 5 Gallon (18.9 L)	45 lb. (20.43 kg)
OlyBond500® SpotShot Cartridge (Part 1 & Part 2) (Regular & Winter Grade)	(4) 1500 ml Cartridges /Box	19 lb. (8.62 kg)
OlyBond500® Part 1	15 Gallon (56.78 L) Drum	160 lb. (72.64 kg)
OlyBond500® Part 2	15 Gallon (56.78 L) Drum	135 lb. (61.29 kg)
OlyBond® Classic Part A	15 Gallon (56.78 L) Drum	160 lb. (72.64 kg)
OlyBond® Classic Part B	15 Gallon (56.78 L) Drum	135 lb. (61.29 kg)
OlyBond® Classic Part A	55 Gallon (208.2 L) Drum	591 lb. (268.31 kg)
OlyBond® Classic Part B	55 Gallon (208.2 L) Drum	591 lb. (268.31 kg)

Manufactured by:



Florida Building Code Approved





OLYBOND500®

Insulation Adhesive

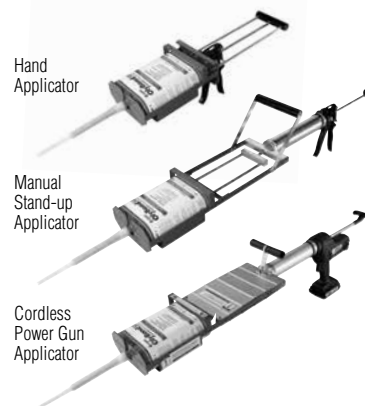
PaceCart 2® and PaceCart 3™ for OlyBond500®

Patented PaceCart 2® and PaceCart 3™ are the exclusive pieces of application equipment for OlyBond500® using patented Bag-in-Box technology.



- Helps with fast adhesive application
- Designed for large roof projects
- Low installed cost method of application
- Can apply up to 60 squares of insulation per hour using the PaceCart 2® and up to 120 squares of insulation per hour using the PaceCart 3™
- Two-component reaction occurs in the disposable mix tips, keeping the gun and hoses clean and free flowing
- 30-ft. (9.14 m) hose allows for easy application around penetrations
- Use OMG PCPreserver™ to keep pumps, hoses, and gun assembly sufficiently lubricated during storage
- Easy to clean and maintain
- Clean, airtight delivery system
- Built-in tool box holds extra mix tips, grease gun, etc.

SpotShot Applicators



Cordless Power Gun Applicator

- All the benefits of the manual stand-up applicator plus a battery-powered mechanical drive system
- Constant pressure provides even and uninterrupted adhesive flow for maximum efficiency
- Easy to operate
- Includes two (2) batteries and a 120-volt charger

Hand Applicator

- Lightweight and easy to use
- Great for repair work or small areas
- Inexpensive

Manual Stand-up Applicator

- Lightweight and portable
- Stand-up application helps reduce worker fatigue as compared with hand applicators

Product Installation

Job Conditions:

- Ensure that you have the correct OlyBond500® formulation for the surface and ambient temperature.
 - **Regular** - All Packaging 40°F+ (4.4°C+)
 - **Winter Grade** - Bag In Box/15 Gal (57 L) Drum 25°F - 65°F (13.8°C - 36.1°C)
 - **Winter Grade** - SpotShot 0°F - 65°F (-17.8°C - 36.1°C)

Roof Deck Criteria

1. OlyBond500® can only be installed on acceptable substrates (i.e., structural concrete, gypsum, cementitious wood fiber plank, lightweight insulating concrete, minimum 22-gauge steel, and minimum 5/8" [15.9 mm] plywood) that have been properly prepared. The structure must be sufficient to withstand normal construction load and live loads.
2. Defects in the deck must be repaired prior to re-roof. The application of OlyBond500® should not proceed unless the defects are corrected.
3. It is the responsibility of the roofing contractor to ensure that the existing roof is adequately attached to the building.

Surface Preparation

- **General:** All surfaces must be clean, dry, and free of any debris, dirt, oil, or grease before applying OlyBond500®.
- **Specific Conditions**
 - **Steel** - The bonding surface of steel decks must be dry and free of debris, dirt, grease, and oil. On new steel, the shop coating/mill oil must be removed. The bonding surface must be free of any cleaner before applying OlyBond500®.
 - **Existing Smooth Asphaltic Surfaces** - The surface must be dry and free of debris, dirt, grease, and oil.
 - **Existing Polyurethane Foam** - The surface of the polyurethane roof, including the coating, should be removed with a scarifier (minimum inch). The bonding surface should be blown clean before applying OlyBond500®.
 - **Metal** - It is recommended that all non-ferrous metals (aluminum, copper, stainless, etc.) be primed to increase adhesion. Acceptable primers include GAF Epoxy Primer, chlorinated rubber, and wash primer. Contact GAF for further requirements and restrictions.
 - **Concrete** - All concrete surfaces must be fully cured prior to applying OlyBond500®.
- For detailed GAF substrate preparation requirements, please refer to the appropriate GAF Application and Specifications Manual or contact GAF at 1-800-766-3411.

Manufactured by:





OLYBOND500®

Insulation Adhesive

Product Installation

• Using PaceCart 2® and PaceCart 3™

- Install Part 1 and Part 2 components following instructions on Bag-in-Box package or 15 gallon conversion kit.
- Open flow valves on the dispenser completely and turn machine on. This allows adhesive to be pumped at a 1:1 ratio through the disposable mix tip and onto the substrate in a semi-liquid state.
- Apply fluid mixture $\frac{3}{4}$ " – 1" (19.1 mm – 25.4 mm) wide wet beads spaced a maximum of 12" (305 mm) on center that spreads in excess of 2" (51 mm) wide while rising to $\frac{3}{4}$ " – 1" (19.1 mm – 25.4 mm).
- Lay insulation board into place and walk-in to ensure complete adhesion. Curing typically occurs in 4 to 8 minutes depending on temperature and weather conditions.
- For detailed GAF substrate preparation requirements, please refer to the appropriate GAF Application and Specifications Manual or contact GAF at 1-800-766-3411.

• Using SpotShot Applicator

- Attach the disposable mix tip to the top of the SpotShot tube. Insert the tube into the SpotShot dispensing tool and dispense onto the substrate. Apply fluid mixture in $\frac{3}{4}$ " – 1" (19.1 mm – 25.4 mm) wide wet beads in rows spaced a maximum of 12" (305 mm) on center that spread in excess of 2" (51 mm) wide while rising to $\frac{3}{4}$ " – 1" (19.1 mm – 25.4 mm).
- Lay insulation board into place and walk-in to ensure complete adhesion. Curing typically occurs in 4 to 8 minutes depending on temperature and weather conditions.
- For detailed GAF installation requirements, please refer to the appropriate GAF Application and Specifications Manuals or contact GAF at 1-800-766-3411.

Typical Coverage Rates

Coverage rates vary depending on surface roughness and absorption rate of the substrate. Typical coverage rates for OlyBond500® dispensed through the PaceCart® are up to 25 squares per 10-gallon (37.85 liters) Bag-in-Box sets and 75 square per 15-gallon (68.19 L) drum sets. Typical coverage rate for OlyBond500® SpotShot dispensed through applicators is 4 – 6 squares per case (4 sets of 1,500-ml cartridges). See chart below for typical coverage rates on specific substrates.

Application Rates (Bag-in-Box Dispensed from PaceCart 2®)	Typical Coverage* Squares/Gallon
Insulation to Concrete	up to 2.5
Insulation to Insulation	up to 2.5
Insulation to Smooth BUR	up to 1.7
Insulation to Modified Bitumen	up to 1.7
Insulation to Gypsum	up to 1.2
Insulation to Lightweight Concrete	up to 1.7
Insulation to Wood	up to 2.5
Insulation to Cementitious Wood Fiber	up to 1.2
Insulation to Steel	up to 1.2

*All coverage rates are based on 12" (305 mm) on center maximum spacing

Reaction Time

It is important to monitor the speed of the reaction in relation to the temperature (substrate and ambient) at the time of application to ensure a complete reaction. Note the charts below for correct 'Part 2' component selection:

Typical Reaction Time Characteristics

A. 5- and 15-Gallon Bag-in-Box Packaging

Temperature	Part 2 Formula	Tack-Free Time (minutes)	Set-Up Time* (minutes)
25°F to 65°F	W	3-4	10-12
40°F+	R	3-5	10-12

B. 1500 ml SpotShot Cartridges

Temperature	Part 2 Formula	Tack-Free Time (minutes)	Set-Up Time (minutes)
0°F – 65°F	W	3-4	10-12
40°F+	R	3-5	10-12

Important: When applying OlyBond500®, board stock must be placed into the adhesive shortly after it had reached its maximum rise while it is still wet and tacky and before it reaches its tack free state. Do not install boards if adhesive is skinned over.

*Time from adhesive application to insulation board installation

Manufactured by:





OLYBOND500®

Insulation Adhesive

Precautions

- **In Case of Fire:** Use water spray, foam, or CO₂. Firefighters should be equipped with self-contained breathing apparatus and turnout gear for protection against PMDI vapors and toxic decomposition products. Avoid water contamination in closed container or confined areas.
- **Do Not Leave Adhesive Exposed or Unprotected.** Polyurethane foam or isocyanurate foam products may present a serious fire hazard if exposed or unprotected. Each person, firm, or corporation engaged in the manufacture, production, application, installation, or use of any of these materials should carefully determine whether there is a potential fire hazard associated with such product in a specific usage and utilize all appropriate precautionary and safety measures as outlined in local, state, and federal regulations. When not in use, keep stored containers closed.

First Aid

In case of contact with eyes, immediately flush eyes with running water for at least 15 minutes. Call a physician immediately. In case of contact with skin, wash affected area with soap and water. Remove all contaminated clothing and shoes and clean before re-use. If swallowed, give large amounts of water to dilute. If vomiting occurs, give more water. Call a physician immediately.

Disposal

Do not discharge into lakes, streams, ponds, or public waters. Spilled material, unused contents, and empty containers should be disposed of in accordance with local, state, and federal regulations.

Patent Notice

The OMG PaceCart® dispensing cart and the Bag-in-Box OlyBond500® Part 1/Part 2 adhesive system, including the adhesive dispensing method, are covered by one or more of U.S. Patent Nos. 6,220,526; 8,113,385; 8,132,693; 8,167,170; 8,342,372; 8,474,658 and 9,327,308; and Canadian Patent No. 2,591,502, Canadian Parent No. 2,821,451 and U.S. Patent Pending.

Limitations

- OlyBond500® is not recommended for use with Polyisocyanurate board stock larger than 4' x 4' (1.21 m x 1.21 m).
- OlyBond500® is not recommended for use during wet weather.
- OlyBond500® cannot be used on dirty or grease-laden surfaces.
- OlyBond500® is not recommended for use on any roof deck that shows signs of deterioration or loss of structural integrity.
- OlyBond500® is not recommended for use after the expiration date. Contact OMG at 800-633-3800 for options and instructions.

Storage and Handling

- Store in a cool, dry location at temperatures between 55°F (12.8°C) and 85°F (29.4°C). Protect from freezing at all times. If properly stored, the shelf life for unopened product is 18 months from the date of manufacture.
- Keep containers closed. Contamination by moisture or basic compounds can cause dangerous pressure build-up in a closed container.
- The minimum product temperature before application should be 72°F (22.2°C). The minimum ambient and surface temperatures should be 40°F (4.4°C) and rising unless the SpotShot winter formulation is being used.

Manufactured by:

